

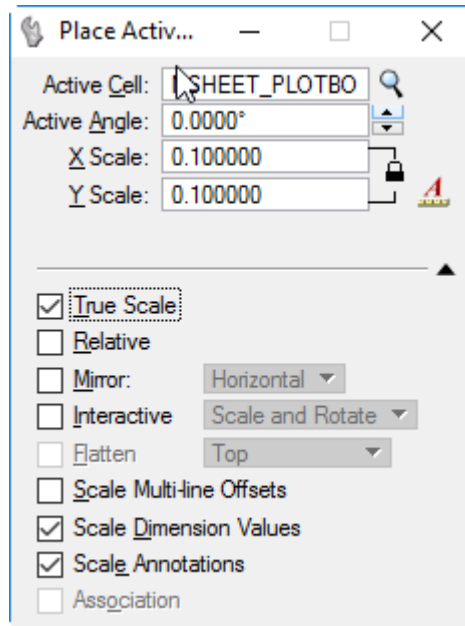
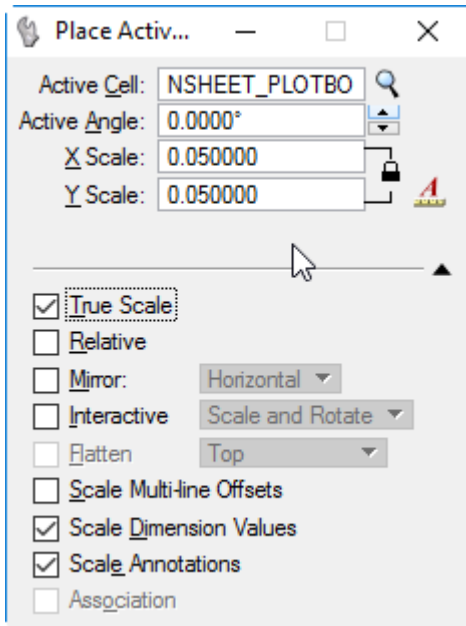
ProjectWise Job Aid – Creating PDF Cross Sections

Creating Cross Section Sheets through Renditions in ProjectWise

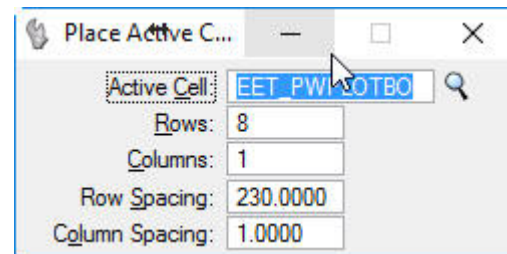
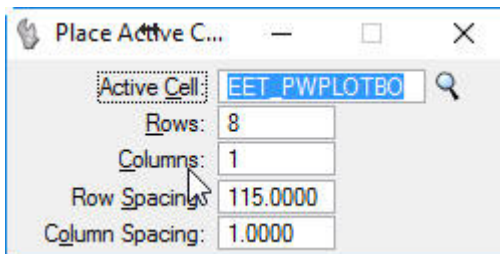
Make sure your cross section file has the correct naming format. This is where the cross section sheet names will come from. (0123-456-789 c501_x.dgn)

You must place a border on all of the sheets by Place Active Cell Matrix. The border is what determines where the sheets will be cut. New sheets created after ProjectWise Migration already have this border.

1. Open your cross section file in Microstation.
2. To set the cell, select Place Active Cell and choose or key in DES_PLANSHEET_PLOTBO and set the correct scale depending on 5 or 10 scale cross section sheets.



3. Now select Place Active Cell Matrix and fill out the information below. Rows = The number of sheets you have in the stack. Columns & Columns Spacing is always 1, Row Spacing = 115 for 5 scale or 230 for 10 scale.



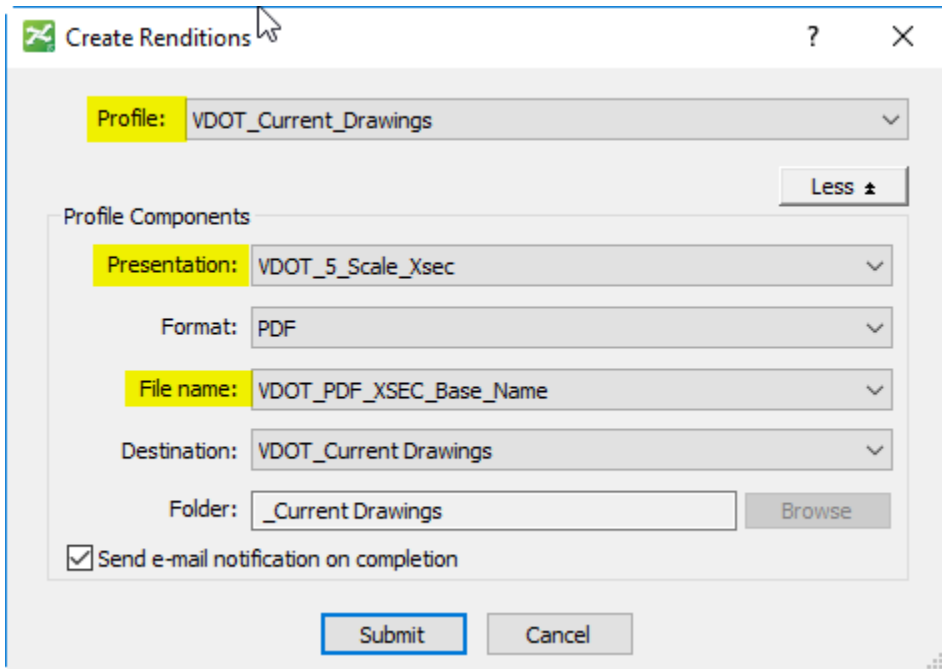
ProjectWise Job Aid – Creating PDF Cross Sections

4. Snap to the bottom left hand corner of the first cross section sheet in the stack to place the cell array.

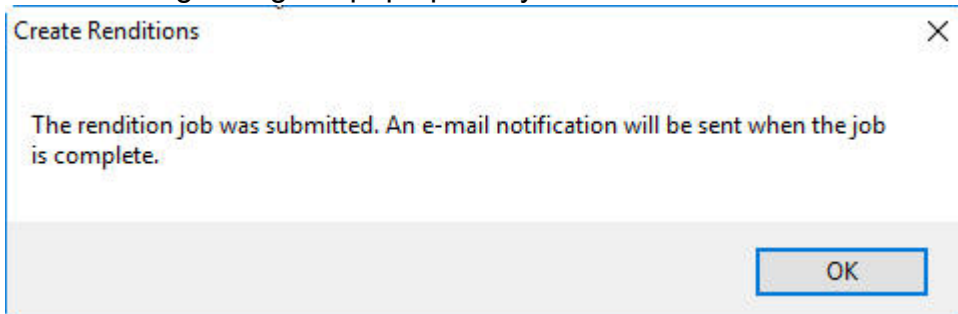
5. Check the file back in to ProjectWise.

6. In ProjectWise, right click on the file and select Create Renditions.

7. For Cross Sections, fill out the box as shown below and click Submit. Set the Profile for either Current Drawings or Plan File Room. **Set the Presentation for 5 or 10 scale Cross Sections.**



8. The following dialog will pop up and you can click OK.



ProjectWise Job Aid – Creating PDF Cross Sections

You will receive an email like below when your files are ready. If you click on any of the links in the Success History box, it will take you to the file location in ProjectWise.

Summary for Job		Properties for Job
Job Status	Job Execution Complete.	iCS Database WDB03813\DEV01,55001;PW_DEV_ICs
Run Time	00:00:56	Created By COV\Scott.Speight
Documents in Job	1	Last Started 1/31/2018 10:26:42 AM
Renditions Complete	8	Last Finished 1/31/2018 10:27:39 AM
Distributions Complete	8	

Success History for Job	
Input Files	Output Files
	0147-964-865 m501 x1.pdf
	0147-964-865 m501 x2.pdf
	0147-964-865 m501 x3.pdf
	0147-964-865 m501 x4.pdf
0147-964-865 m501 x.dgn	0147-964-865 m501 x5.pdf
	0147-964-865 m501 x6.pdf
	0147-964-865 m501 x7.pdf
	0147-964-865 m501 x8.pdf

Time Zone: Eastern Standard Time [UTC Offset: -05:00:00]

*Links inside email are not clickable in Gmail