


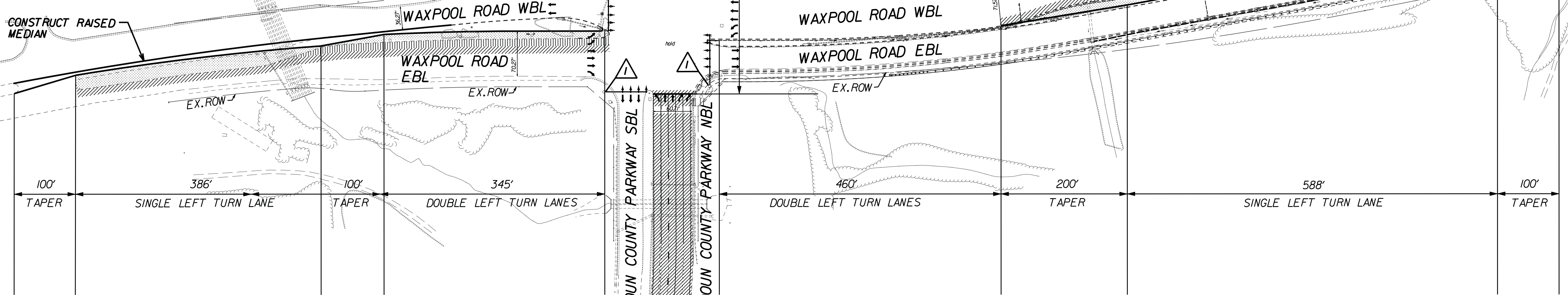
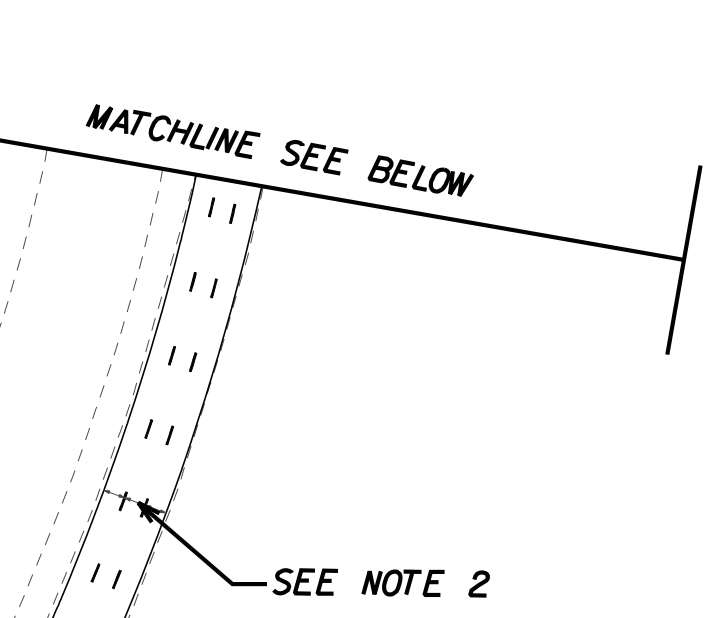
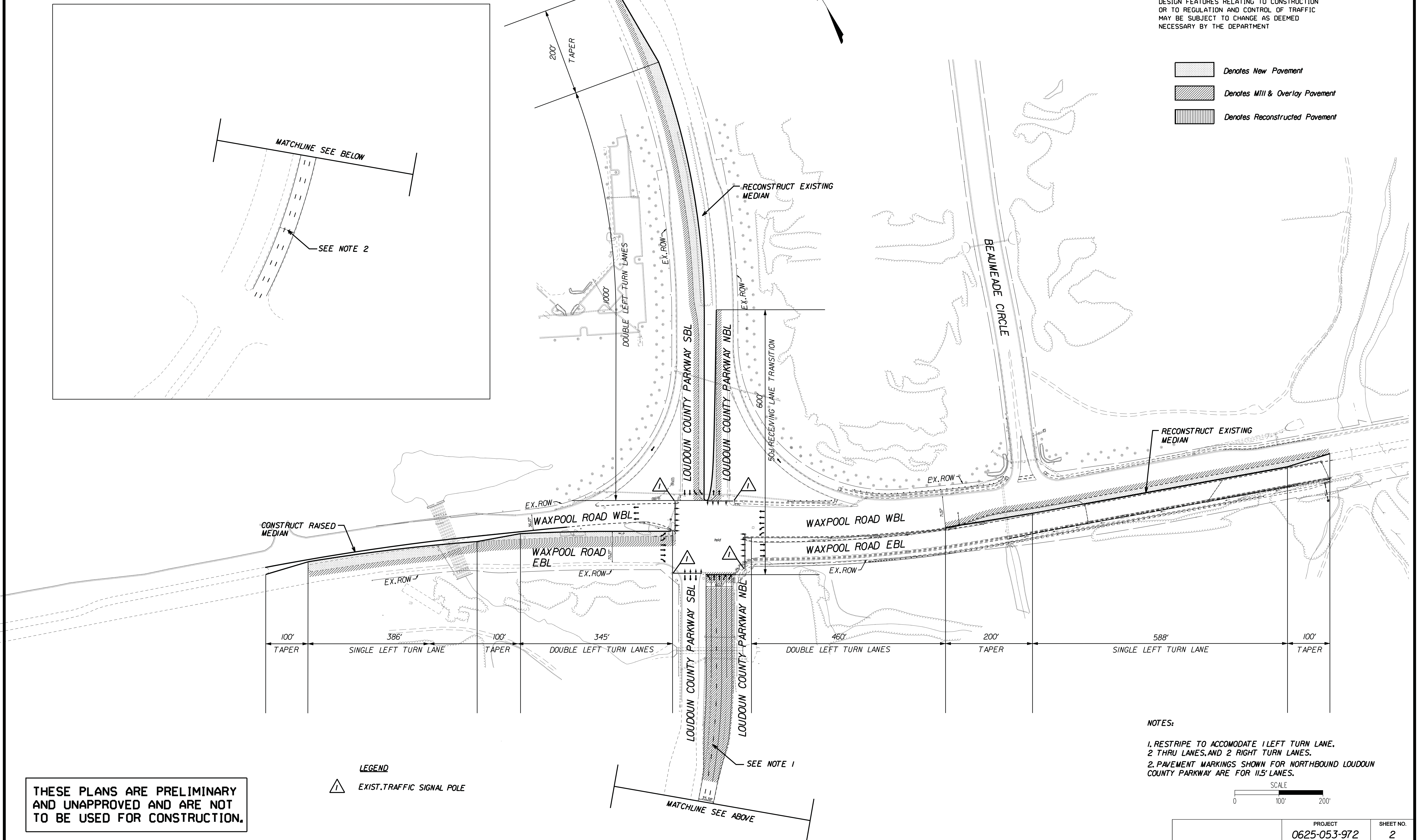


PROJECT MANAGER *Timothy J. Hartzell, P.E.* (703) 383-2195
 SURVEYED BY _____
 DESIGN SUPERVISED BY _____
 DESIGNED BY *Rummel, Klepper & Kahl, LLP* (703) 246-0028

REVISED	STATE	STATE		SHEET NO.
		ROUTE	PROJECT	
1-26-2010	VA.	625 & 607	0625-053-972, P-101 C-501	2

DESIGN FEATURES RELATING TO CONSTRUCTION OR TO REGULATION AND CONTROL OF TRAFFIC MAY BE SUBJECT TO CHANGE AS DEEMED NECESSARY BY THE DEPARTMENT

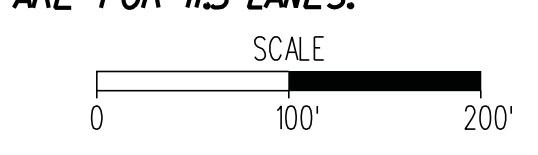
-  Denotes New Pavement
-  Denotes Mill & Overlay Pavement
-  Denotes Reconstructed Pavement



LEGEND
 EXIST. TRAFFIC SIGNAL POLE

THESE PLANS ARE PRELIMINARY AND UNAPPROVED AND ARE NOT TO BE USED FOR CONSTRUCTION.

NOTES:
 1. RESTRIPE TO ACCOMMODATE 1 LEFT TURN LANE, 2 THRU LANES, AND 2 RIGHT TURN LANES.
 2. PAVEMENT MARKINGS SHOWN FOR NORTHBOUND LOUDOUN COUNTY PARKWAY ARE FOR 11.5' LANES.



PROJECT	SHEET NO.
0625-053-972	2