

On behalf of Secretary of Transportation, Sean T. Connaughton, the Virginia Department of Transportation (VDOT) conducted a survey to gauge the views of local government leaders on a variety of transportation topics. The following is a summary of the responses received from leaders in Town government.

1. What type of local government do you represent?

	Response Percent	Response Count
County	0.0%	0
Town (not in Urban System)	100.0%	38
Other (please specify)	0.0%	0

Answered question 38

Skipped question 0

2. Which Locality do you represent? (optional)

Town of Appomattox	1
Town of Ashland	1
Town of Berryville	1
Town of Cape Charles	1
Town of Charlotte Court House	1
Town of Chatham	1
Town of Dublin	1
Town of Floyd	1
Town of Glasgow	1
Town of Gordonsville	3
Town of Gretna	1
Town of Haymarket	1
Town of Irvington	1

Town of Kilmarnock	1
Town of Middleburg	1
Town of New Market	1
Town of Rural Retreat	1
Town of Scottsville	1
Town of Shenandoah	1
Town of Stanley	1
Town of Stephens City	1
Town of Victoria	1
Town of Warsaw	1
Town of Waverly	1
Town of West Point	1
Town of Windsor	1

Answered question 28

Skipped question 10

3. Please indicate your role in local government

	Response Percent	Response Count
Elected Official (i.e. Board of Supervisors)	16.2%	6
Administrator (i.e. County Administrator, Deputy, or Assistant)	64.9%	24
Senior Staff (i.e. Director of Public Works)	13.5%	5
Other (please describe)	5.4%	2

Town Manager (2)

Answered question 37

Skipped question 1

4. How large is your locality? (population)

	Response Percent	Response Count
< 20,000	94.7%	36
> 20,000 and < 50,000	5.3%	2
> 50,000 and < 90,000	0.0%	0
> 90,000	0.0%	0

Answered question 38

Skipped question 0

5. Are you within the boundaries of a Metropolitan Planning Organization?

	Response Percent	Response Count
Yes	21.1%	8
No	78.9%	30

Answered question 38

Skipped question 0

6. Does your locality have objective data on the condition of the local road system?

	Response Percent	Response Count
Yes	13.5%	5
No	37.8%	14
I'm not aware that this data is readily available	48.6%	18

Answered question 37

Skipped question 1

7. Are you relying on VDOT to provide you with data regarding the condition of the local road system?

	Response Percent	Response Count
Yes	67.6%	25
No	16.2%	6
I'm not aware that this data is readily available	16.2%	6

Answered question 37

Skipped question 1

8. Please give us your thoughts on the current condition of the local transportation network in your locality.

	Response Percent	Response Count
1 - very good	5.4%	2
2	40.5%	15
3 - mediocre	32.4%	12
4	18.9%	7
5 - poor	2.7%	1

Comments 6

Summary of comments:

Two speak of the deteriorating condition of the local system, while specific issues are listed: "SR 292 at I-81 unsafe", "An improved truck route is needed.", "The local desires of small towns are just about totally ignored.", "Funds to pave is an issue."

Answered question 37

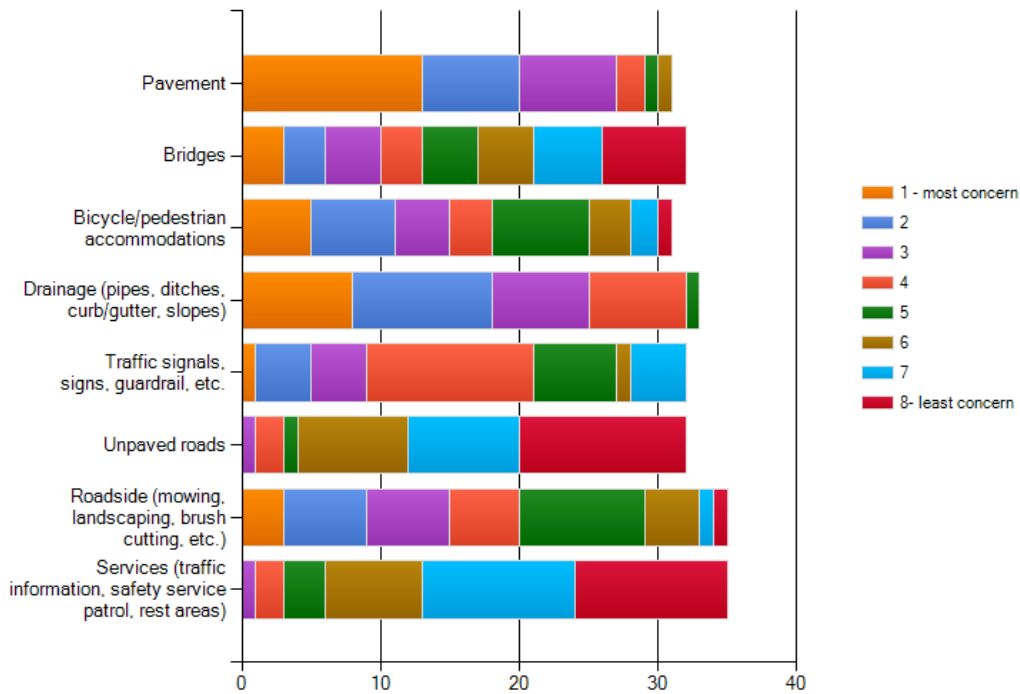
Skipped question 1

9. What areas concern you most regarding the condition of the secondary system? (please rank each 1 through 8, with 1 being the area of most concern)

	1 - most concern	2	3	4	5	6	7	8 - least concern	Rating Average	Response Count
Pavement	13	7	7	2	1	1	0	0	2.16	31
Bridges	3	3	4	3	4	4	5	6	5.00	32
Bicycle/pedestrian accommodations	5	6	4	3	7	3	2	1	3.74	31
Drainage (pipes, ditches, curb/gutter, slopes)	8	10	7	7	1	0	0	0	2.48	33
Traffic signals, signs, guardrail, etc.	1	4	4	12	6	1	4	0	4.16	32

Unpaved roads	0	0	1	2	1	8	8	12	6.75	32
Roadside (mowing, landscaping, brush cutting, etc.)	3	6	6	5	9	4	1	1	3.91	35
Services (traffic information, safety service patrol)	0	0	1	2	3	7	11	11	6.66	35

What areas concern you most regarding the condition of the secondary system? (please rank each 1 through 8, with 1 being the area of most concern)



Answered question 37

Skipped question 1

10. For roadways within your jurisdiction do you believe the current administrative classification (interstate, primary and secondary) to be appropriate? (For example; there may be secondary roads in your locality that you believe function more as primary roads.)

	Response Percent	Response Count
Yes	59.5%	22
No	8.1%	3
Not an issue	32.4%	12

Answered question 37

Skipped question 1

11. Considering the debate and challenges at both the federal and state level to meet transportation needs, where should we collectively be placing our priority given current constraints:

	Response Percent	Response Count
Maintenance of existing infrastructure	94.6%	35
Construction of new infrastructure	5.4%	2
Other (please specify)	8.1%	3

Summary of comments:

Focus on maintaining the existing infrastructure, asking the local people what they want, and how VDOT personnel are becoming non-existent.

Answered question 37
Skipped question 1

12. Considering the debate and challenges at both the federal and state level to meet transportation needs, what services/programs could be reduced and/or eliminated?

Summary of comments:

The majority believe no services/programs can be reduced. A smaller group support studying efficiency or the impact of reductions, and an equal size group say VDOT administration, followed by bureaucracy and policy. There is a mention of sidewalks, paving dirt roads, and long-term assets. One requests the residency structure be brought back.

Answered question 18
Skipped question 20

13. Did your locality participate in the FY12 Revenue Sharing Program?

	Response Percent	Response Count
Yes	6.3%	2
No	68.8%	22
Not eligible to participate	25.0%	8

Answered question 32
Skipped question 6

14. Do you have plans to participate in the Revenue Sharing program in the future?

	Response Percent	Response Count
Yes	34.4%	11
No	40.6%	13
Not eligible to participate	25.0%	8

Answered question 32
Skipped question 6

15. The limit per locality for Revenue Sharing was increased to \$10M. Should this limit be:

	Response Percent	Response Count
Increased to higher cap	44.0%	11
Decreased	28.0%	7
Unlimited	28.0%	7

Answered question 25
Skipped question 13

16. Would you participate in similar financial arrangements (local funds used to match state funds) if this meant additional funds could be brought to your locality?

	Response Percent	Response Count
Yes	76.9%	20
No	23.1%	6

Only under these circumstances 6

Summary of comments:

In equal frequency: maybe; if the funding is for the wants of the locality; if a match becomes available; and, only if no match was required.

Answered question 26
Skipped question 12

17. Based on your current understanding of VTIB, is this something your locality is considering taking advantage of?

	Response Percent	Response Count
Yes	25.9%	7
No	63.0%	17
Only under these circumstances	11.1%	3

Summary of comments:

Equally: "If local desires were granted", "Provided there is some financial participation from the Commonwealth", and an unfamiliarity with the program.

Answered question 27
Skipped question 11

18. If you Answered yes to #17, are you planning to investigate the use of:

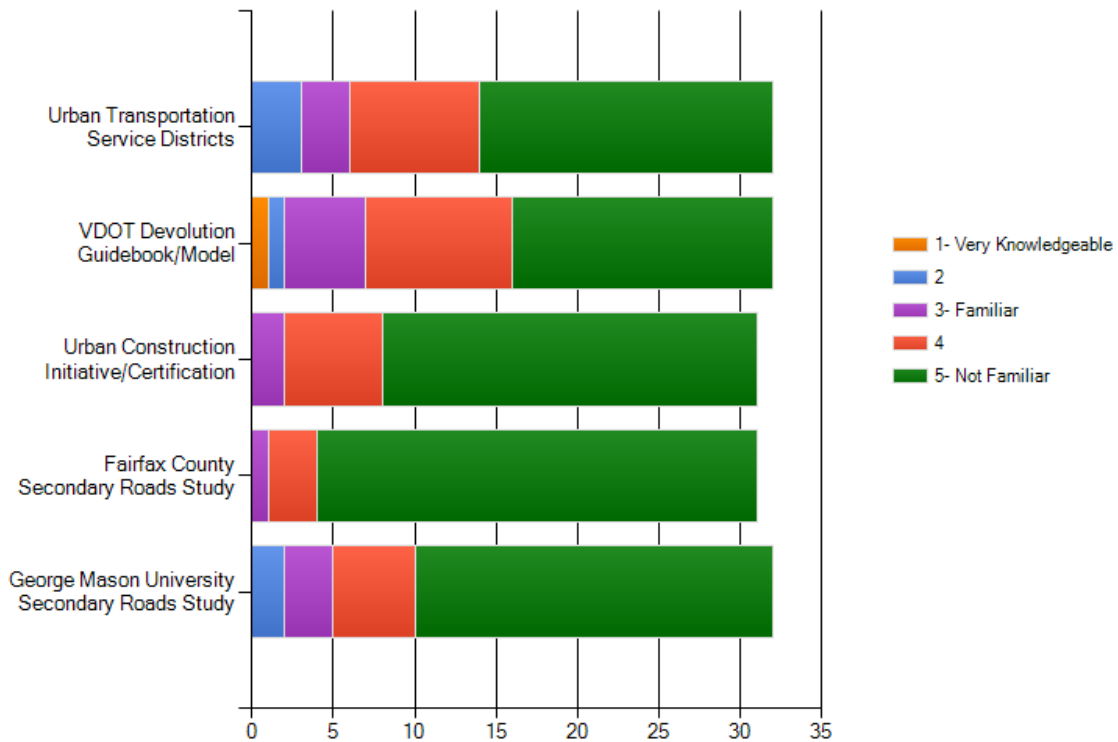
	Response Percent	Response Count
VTIB grants	80.0%	8
VTIB low interest loans	0.0%	0
Both	20.0%	2

Answered question 10
Skipped question 28

19. Using a scale of 1-5, where "1" means that you are "very knowledgeable" and "5" means that you are "not familiar" with the concept. Please indicate your familiarity with the following concepts and resources related to transportation program delivery:

	1 - Very Knowledgeable	2	3 - Familiar	4	5 - Not Familiar	Response Count	Average Rating
Urban Transportation Service Districts	0	3	3	8	18	4.28	32
VDOT Devolution Guidebook/Model	1	1	5	9	16	4.19	32
Urban Construction Initiative/Certification	0	0	2	6	23	4.68	31
Fairfax County Secondary Roads Study	0	0	1	3	27	4.84	31
George Mason University Secondary Roads Study	0	2	3	5	22	4.47	32

Using a scale of 1-5, where "1" means that you are "very knowledgeable" and "5" means that you are "not familiar" with the concept. Please indicate your familiarity with the following concepts and resources related to transportation program delivery:



Answered question 32
 Skipped question 6

20. As of today, please rank your level of interest in playing a more significant role in transportation if NO additional resources are available.

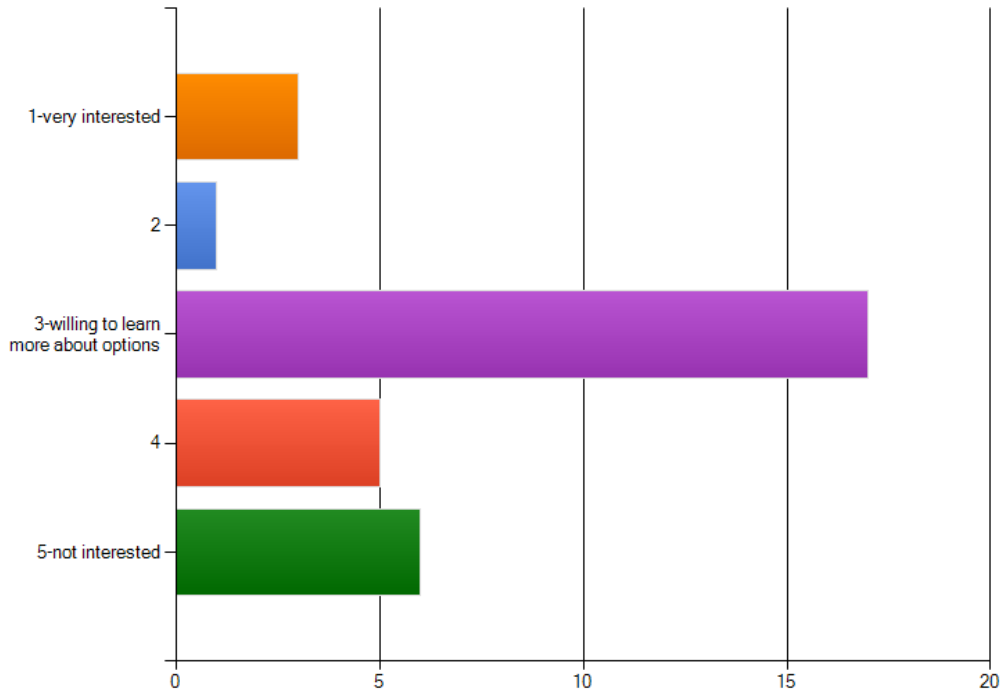
	Response Percent	Response Count
1 - very interested	9.4%	3
2	3.1%	1
3 - willing to learn more about options	53.1%	17
4	15.6%	5
5 - not interested	18.8%	6

Comments 3

Summary of comments:

“The state needs to be more honest in what they are doing to local governments” and “If the Commonwealth is unwilling to provide more financial resources for transportation maintenance or even improvements then relax the level of oversight!”

As of today, please rank your level of interest in playing a more significant role in transportation if NO additional resources are available.

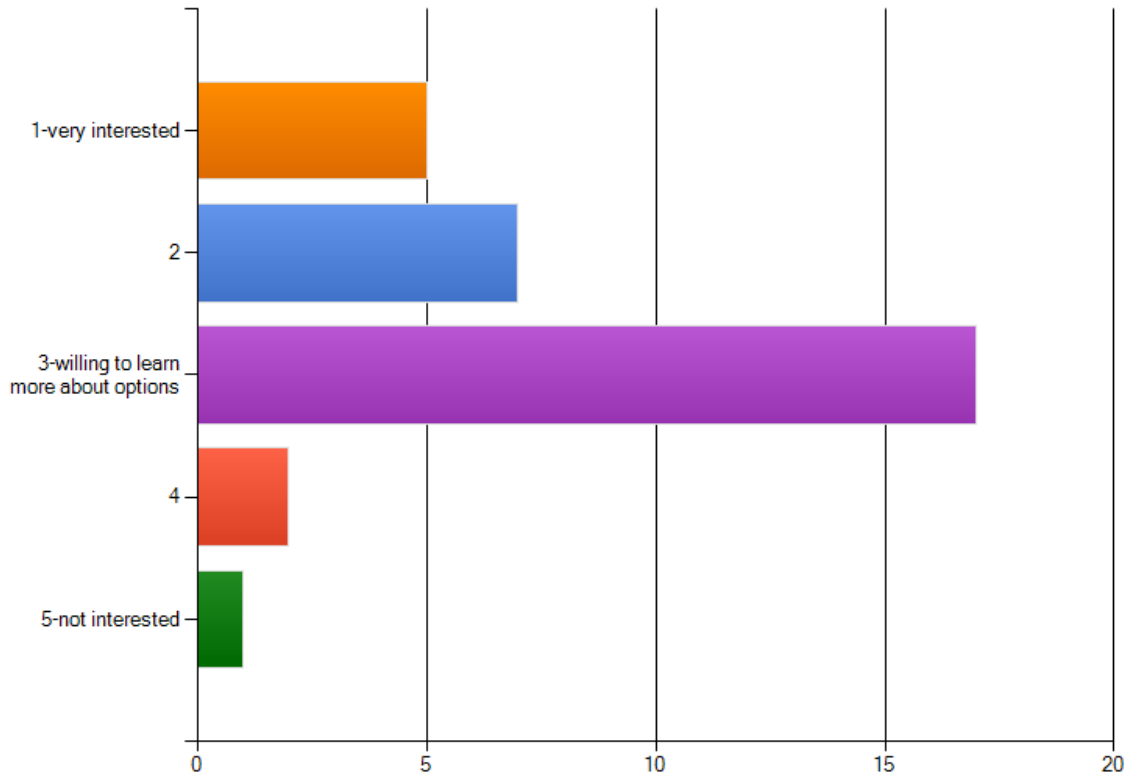


Answered question 32
Skipped question 6

21. Please rank your level of interest in playing a more significant role in transportation if additional resources were available.

	Response Percent	Response Count
1 - very interested	15.6%	5
2	21.9%	7
3 - willing to learn more about options	53.1%	17
4	6.3%	2
5 - not interested	3.1%	1

Please rank your level of interest in playing a more significant role in transportation if additional resources were available.



Answered question 32
 Skipped question 6

22. What do you feel would be the best way to provide additional resources to the local transportation program?

	Response Percent	Response Count
Provide additional revenue options at the state level	32.3%	10
Provide additional revenue options at the regional level	16.1%	5
Provide additional revenue options at the local level	51.6%	16

Comments 2

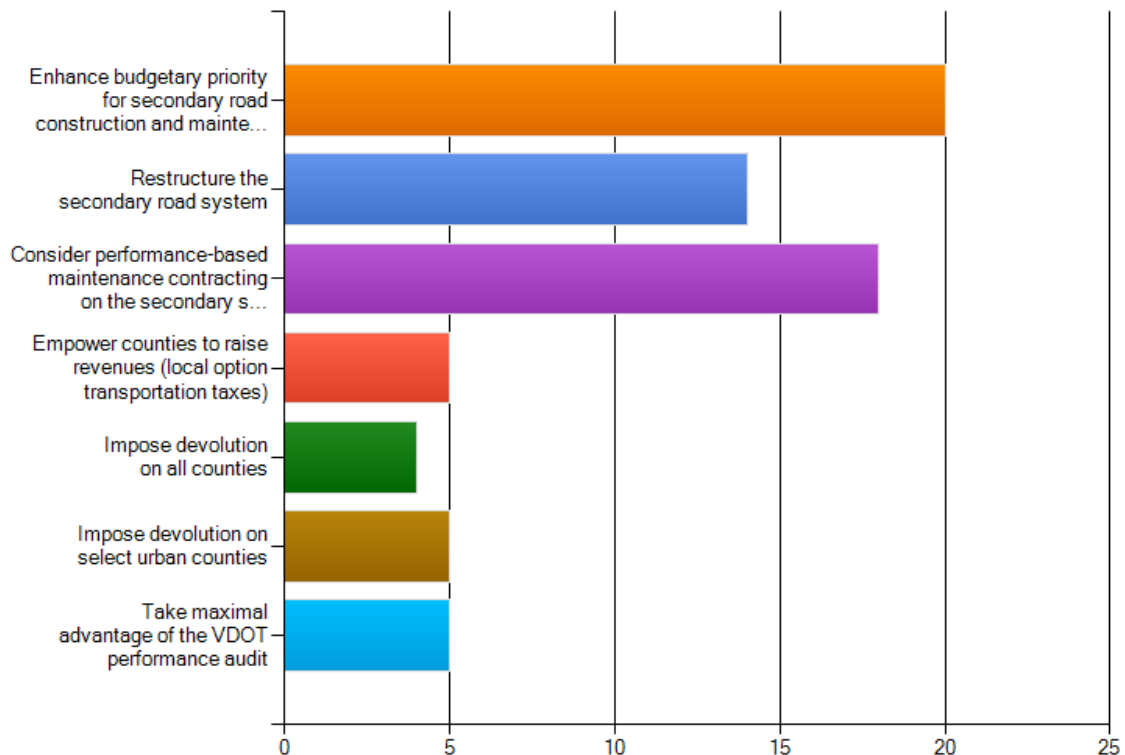
Summary of comments:
 One Local and "Allow larger locals to raise funds locally if needed"

Answered question 31
 Skipped question 7

23. The following options were identified in the George Mason University study as possible options "for policy makers to address the Commonwealth's secondary road challenge". Please indicate those options which you are open to evaluating in more detail.

	Response Percent	Response Count
Enhance budgetary priority for secondary road construction and maintenance	66.7%	20
Restructure the secondary road system	46.7%	14
Consider performance-based maintenance contracting on the secondary system	60.0%	18
Empower counties to raise revenues (local option transportation taxes)	16.7%	5
Impose devolution on all counties	13.3%	4
Impose devolution on select urban counties	16.7%	5
Take maximal advantage of the VDOT performance audit	16.7%	5

The following options were identified in the George Mason University study as possible options "for policy makers to address the Commonwealth's secondary road challenge". Please indicate those options which you are open to evaluating in more detail.

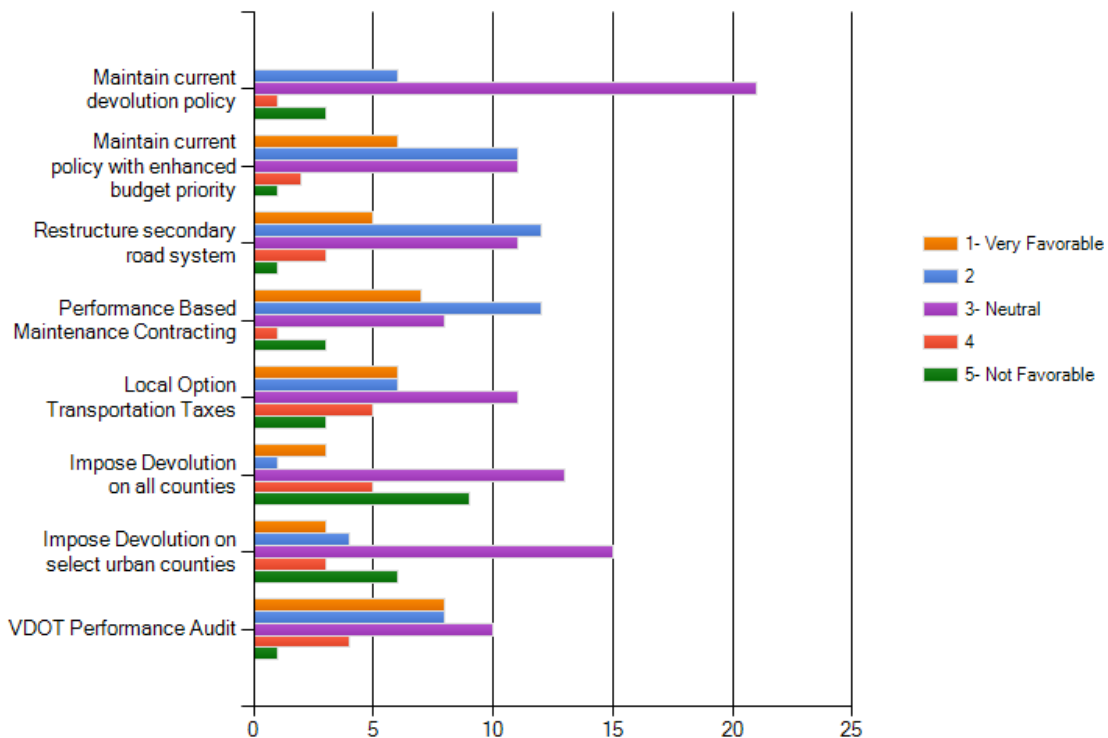


Answered question 30
 Skipped question 8

24. Using a scale of 1-5, where "1" means that you have a "very favorable" view and "5" means that your view is "not favorable" of the concept. Please rate the favorability of the options outlined in the George Mason Study for review and potential implementation.

	1- Very Favorable	2	3- Neutral	4	5- Not Favorable	Rating Average	Response Count
Maintain current devolution policy	0	6	21	1	3	3.03	31
Maintain current policy with enhanced budget priority	6	11	11	2	1	2.39	31
Restructure secondary road system	5	12	11	3	1	2.47	32
Performance Based Maintenance Contracting	7	12	8	1	3	2.39	31
Local Option Transportation Taxes	6	6	11	5	3	2.77	31
Impose Devolution on all counties	3	1	13	5	9	3.52	31
Impose Devolution on select urban counties	3	4	15	3	6	3.16	31
VDOT Performance Audit	8	8	10	4	1	2.42	31

Using a scale of 1-5, where "1" means that you have a "very favorable" view and "5" means that your view is "not favorable" of the concept. Please rate the favorability of the options outlined in the George Mason Study for review and potential implementation.



Answered question

32

Skipped question

6

25. In order to better understand your perspective on devolution, please provide specific thoughts, concerns or suggestions you'd like to share on this issue.

Summary of comments:

The majority tell of not being in favor of devolution, because locality does not have resources to maintain roads. One desires information regarding the funding formula with another requesting financial support or revenue authority to locality.

Answered question 10
Skipped question 28

26. Please rank your ability to provide transportation services to your community within your current organizational structure/staffing

	Response Percent	Response Count
1 - very good	6.1%	2
2	15.2%	5
3 - mediocre	15.2%	5
4	12.1%	4
5 - poor	51.5%	17

Comments 7

Summary of comments:

All indicating little or no ability to provide transportation services, due to "limited staff, equipment, and funds."

Answered question 33
Skipped question 5

27. Please share any other concerns or suggestions from your perspective to improve transportation program delivery

Summary of comments:

Equally: Review existing funding mechanisms to provide continued funding or the authority to obtain revenues; streamline policy and review, including allowing policy exceptions based on locality size; and, focus on maintenance with more emphasis on needs of locality.

Answered question 9
Skipped question 29

* * * *