

Student Travel Tally Report: Combining Schools in One Data Collection Season

School Group: Virginia Schools

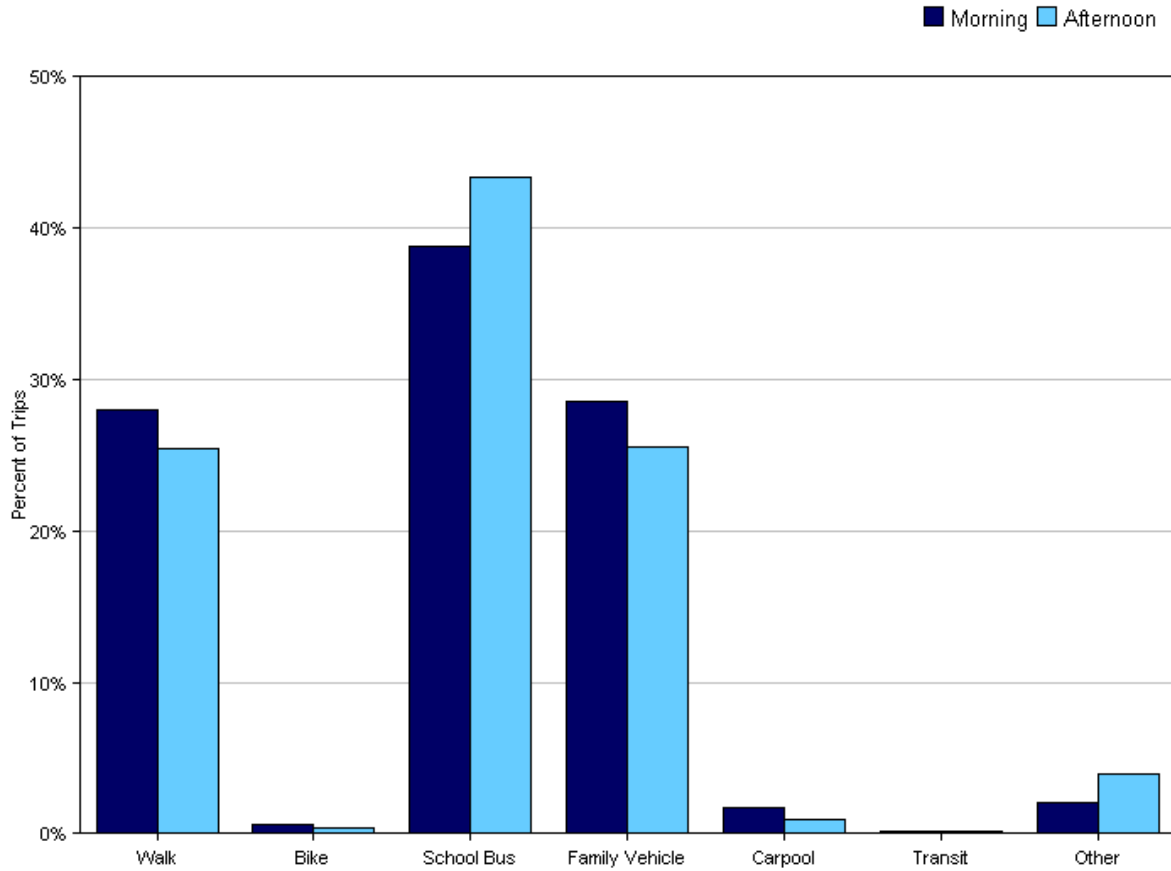
Date Range: Fall 2014

Date Report Generated: 02/02/2015

School Name:	Month & Year Collected & (Set ID)	School Enrollment:	% Range of School's Students Involved in SRTS:	Number of Classroom in School Targeted by School Group:	Number of Classrooms Included in Report:
Jefferson-Houston Elementary School	September 2014 (17067)		Don't Know		7
Lyles-Crouch Elementary School	September 2014 (17063)	400	Don't Know		21
Total:				0	28

This report contains information from schools' classrooms about students' trip to and from school. The data used in this report were collected using the in-class Student Travel Tally questionnaire from the National Center for Safe Routes to School.

Morning and Afternoon Travel Mode Comparison

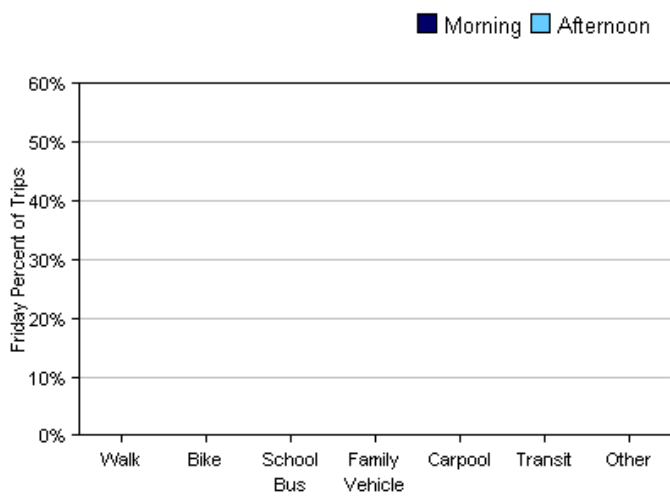
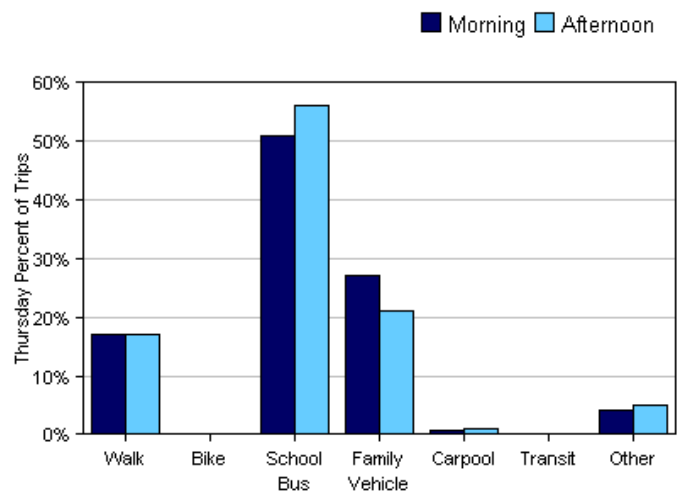
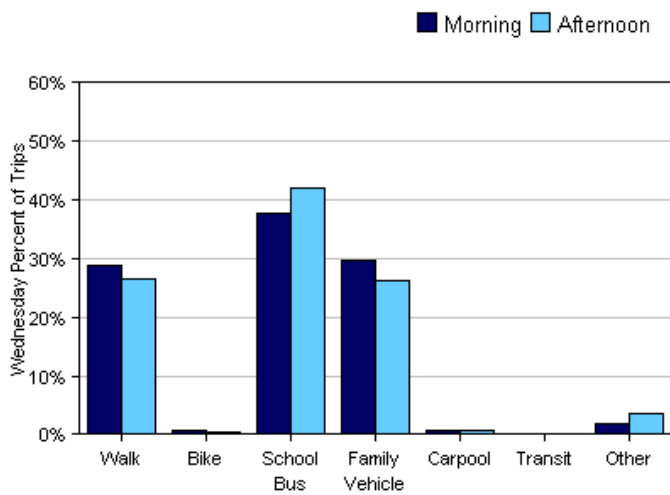
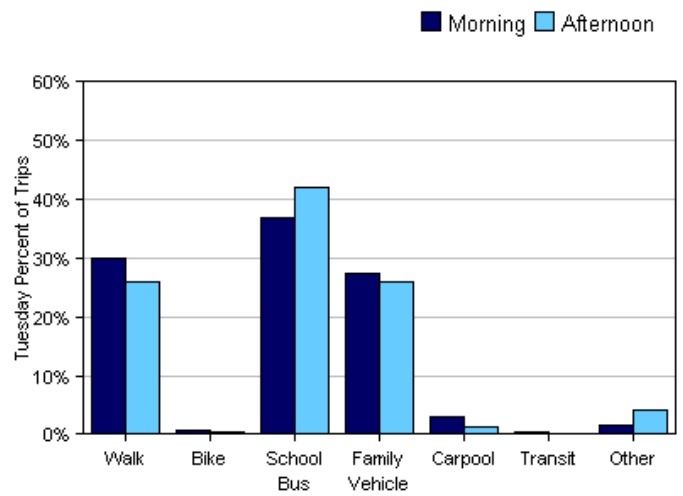
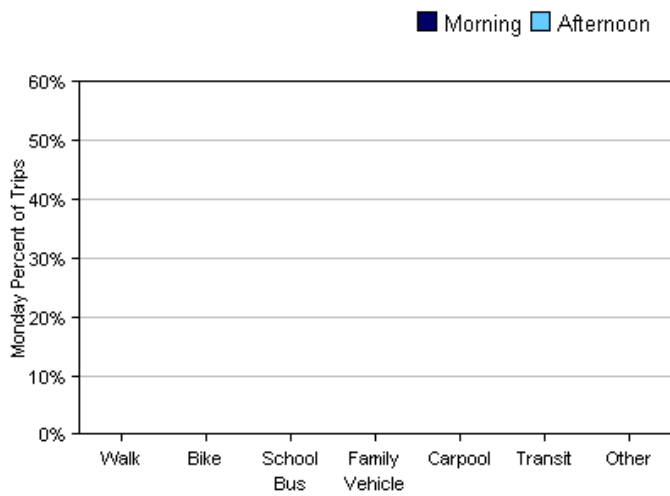


Morning and Afternoon Travel Mode Comparison

	Number of Trips	Walk	Bike	School Bus	Family Vehicle	Carpool	Transit	Other
Morning	1073	28%	0.7%	39%	29%	2%	0.2%	2%
Afternoon	1024	25%	0.4%	43%	26%	1.0%	0.2%	4%

Percentages may not total 100% due to rounding.

Morning and Afternoon Travel Mode Comparison by Day

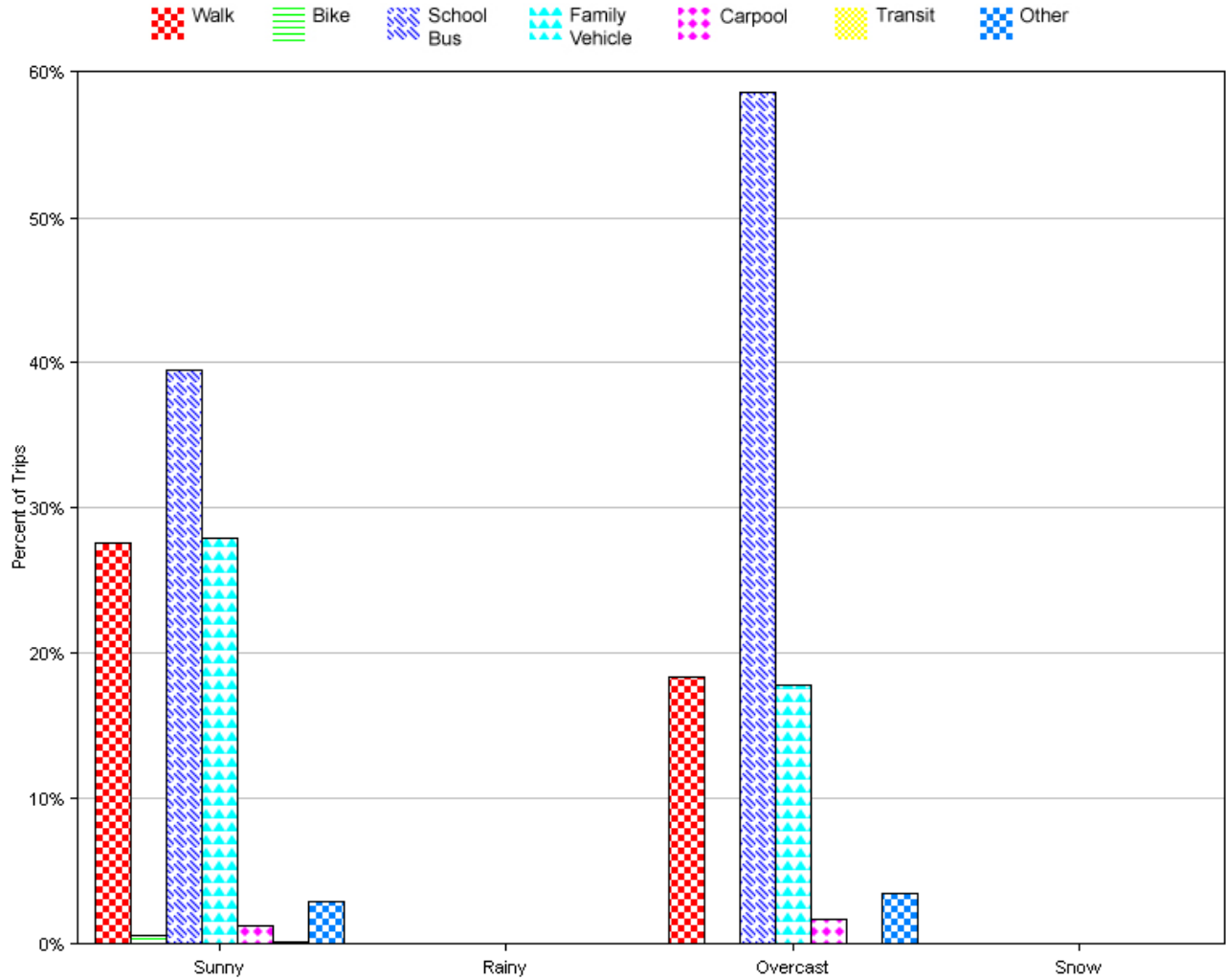


Morning and Afternoon Travel Mode Comparison by Day

	Number of Trips	Walk	Bike	School Bus	Family Vehicle	Carpool	Transit	Other
Monday AM		0%	0%	0%	0%	0%	0%	0%
Monday PM		0%	0%	0%	0%	0%	0%	0%
Tuesday AM	487	29%	0.6%	36%	27%	3%	0.4%	2%
Tuesday PM	482	25%	0.4%	41%	25%	1%	0.2%	4%
Wednesday AM	498	28%	0.8%	37%	29%	0.6%	0%	2%
Wednesday PM	472	26%	0.4%	41%	25%	0.6%	0.2%	4%
Thursday AM	118	17%	0%	51%	27%	0.8%	0%	4%
Thursday PM	100	17%	0%	56%	21%	1%	0%	5%
Friday AM		0%	0%	0%	0%	0%	0%	0%
Friday PM		0%	0%	0%	0%	0%	0%	0%

Percentages may not total 100% due to rounding.

Travel Mode by Weather Conditions



Travel Mode by Weather Condition

Weather Condition	Number of Trips	Walk	Bike	School Bus	Family Vehicle	Carpool	Transit	Other
Sunny	1923	28%	0.6%	39%	28%	1%	0.2%	3%
Rainy	0	0%	0%	0%	0%	0%	0%	0%
Overcast	174	18%	0%	59%	18%	2%	0%	3%
Snow	0	0%	0%	0%	0%	0%	0%	0%

Percentages may not total 100% due to rounding.