



2022 WORK ZONE SAFETY UPDATE

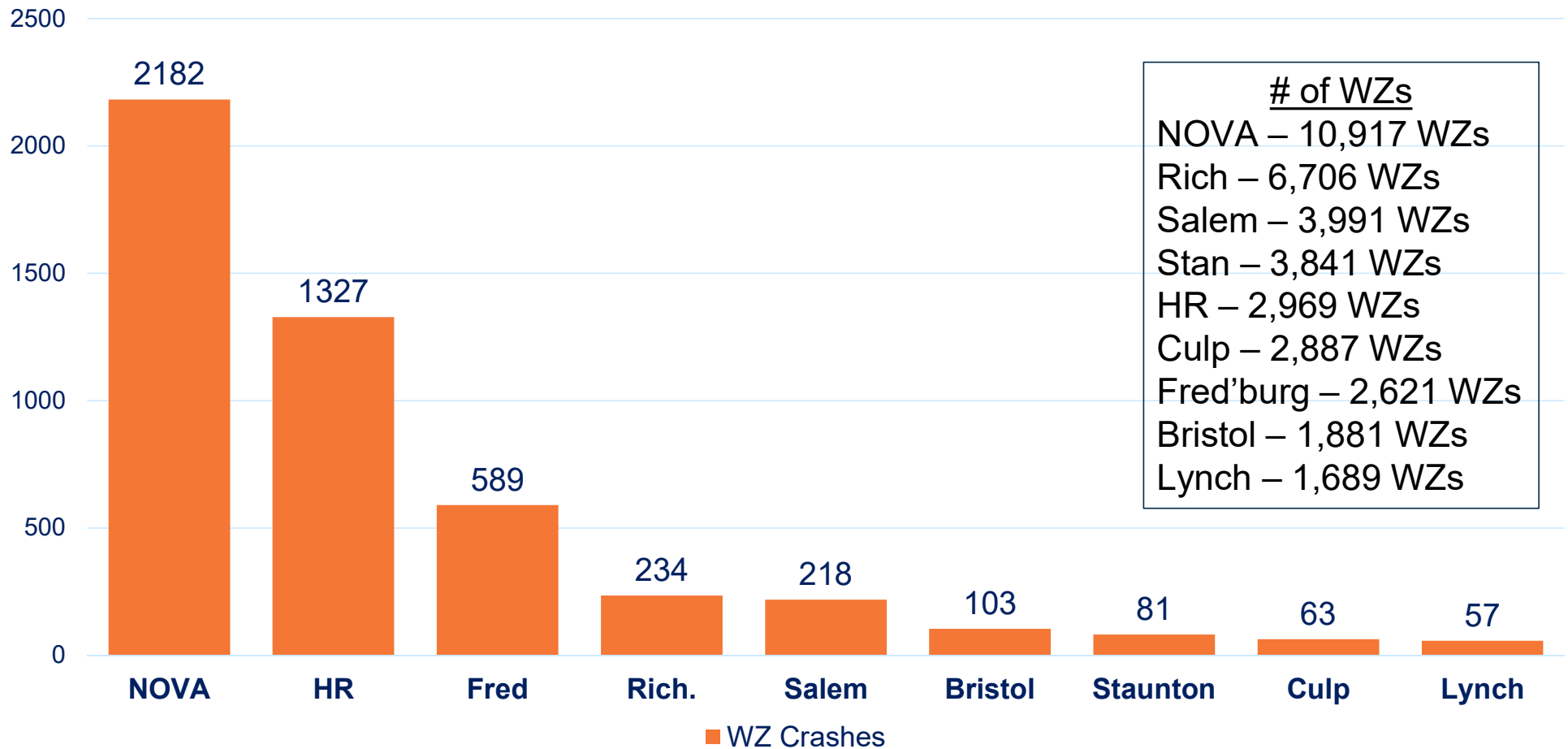
2022 Asphalt Regional Seminars | March 10 & 24, 2022

| Ginger Quinn | Area Work Zone Coordinator - Salem District TE
| David Rush | Work Zone Safety Program Manager - TED

2020 Vs 2021 Work Zone Crashes/Fatalities Comparisons

Month	2020		2021		Trend	
	Fatalities	Crashes	Fatalities	Crashes		
January		290		266	8%	↓
February	1	323	2	237	27%	↓
March		216	1	332	55%	↑
April	2	158	2	344	118%	↑
May		261	3	474	82%	↑
June	2	370	1	506	37%	↑
July		345	5	500	45%	↑
August	3	383	1	451	18%	↑
September	2	365	3	459	26%	↑
October	1	416	2	535	29%	↑
November		316		409	29%	↑
December		314	2	341	9%	↑
Total thru Nov. 2021		3,443		4,854	41% ↑ in crashes	
Fatalities Total	11		22		100% ↑ in fatalities	

2021 Work Zone Crashes by District

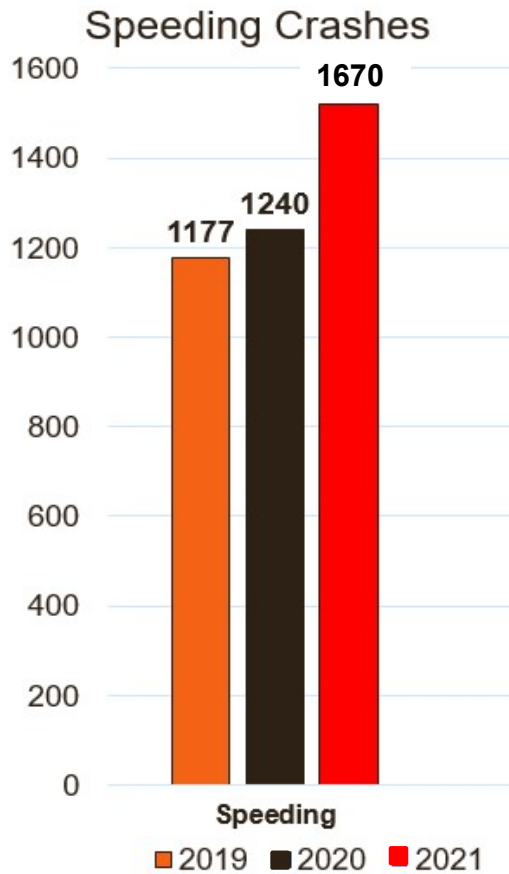


of WZs
NOVA – 10,917 WZs
Rich – 6,706 WZs
Salem – 3,991 WZs
Stan – 3,841 WZs
HR – 2,969 WZs
Culp – 2,887 WZs
Fred’burg – 2,621 WZs
Bristol – 1,881 WZs
Lynch – 1,689 WZs

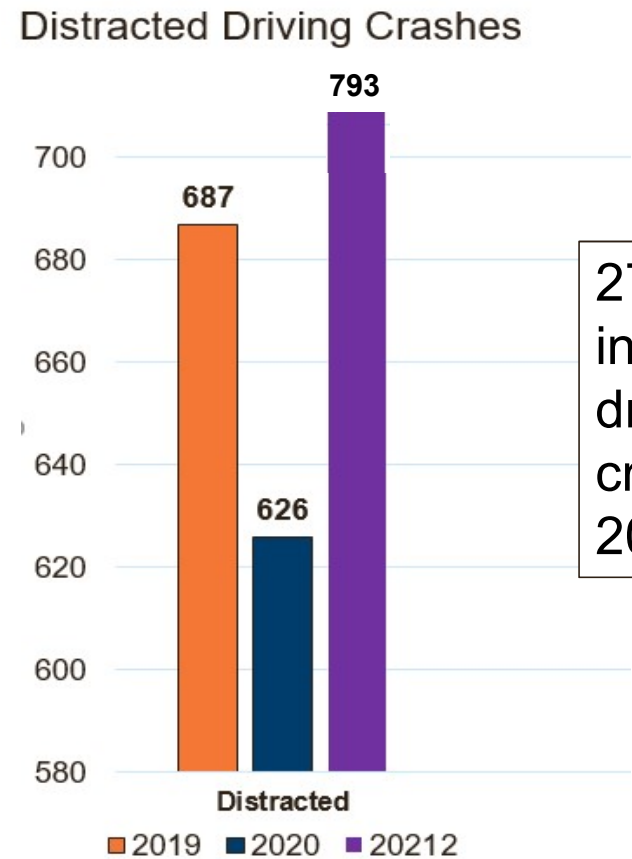
2021 Work Zone Injuries and Fatalities by District

2021 Work Zone Injuries and Fatalities by District				
VDOT District	Fatalities	Serious Injuries	Non-visible Injuries	Total Injuries
Northern VA	8	609	114	723
Hampton Roads	10	395	147	542
Fredericksburg	2	185	72	257
Richmond	5	77	26	103
Salem	1	74	14	88
Culpeper	1	12	39	51
Lynchburg		26	12	38
Staunton		24	11	35
Bristol	1	22	2	24
Total	28	1,424	437	1,861

Three Year WZ Crash Trends – Speeding, Distracted



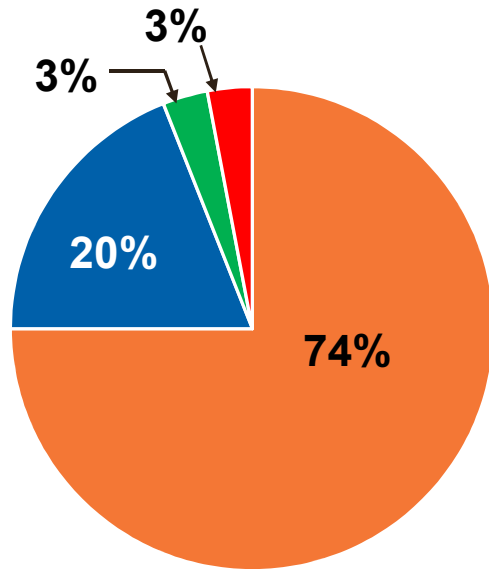
35% increase in speeding crashes from 2020 to 2021



27% increase in distracted driving crashes from 2020 to 2021

2021 Work Zone Crashes – Roadway Type

% Crashes by Roadway



■ Interstate ■ Primary ■ Secondary ■ Urban

Interstate = 3571 crashes
Primary = 992 crashes
Secondary = 141 crashes
Urban = 150 crashes



52% of all WZ crashes were rear-end collisions

2021 Work Zone Issues - Flagging



The VDOT Flagger Certification Program is currently under review by the VDOT Audit Division. Some of the items they have focused on include:

- Flagger Training
- Documentation
- Enforcement

We are currently looking into how we can improve the training and documentation aspect for flaggers. However, a very important role is enforcement in the field, by both contractors and VDOT.

2021 Work Zone Issues - Flagging



The VDOT Flagger Certification Program is currently under review by the VDOT Audit Division. Some of the items they have focused on include: Enforcement



Stationed on a bridge



Not facing oncoming traffic

2021 Work Zone Issues - Flagging



The VDOT Flagger Certification Program is currently under review by the VDOT Audit Division. Some of the items they have focused on include: Enforcement



Standing in a ramp, using a phone



Standing too close to equipment

2021 Work Zone Issues - Flagging



The VDOT Flagger Certification Program is currently under review by the VDOT Audit Division. Some of the items they have focused on include: Enforcement



Leaving the flagger station, standing in the road



Improper footwear

2021 Work Zone Issues - Flagging

The auditors stopped and talked with many of the flaggers they saw. When they asked if anyone had stopped to inform them they were not following the proper procedures, they responded that no one had.

Addressing flagging issues and performing in-the-field training is an important role in enforcing the Flagger Certification Program. This responsibility rest with all of us – contractors, project personnel, and Traffic Engineering.





2022 WORK ZONE SAFETY UPDATE

2022 Asphalt Regional Seminars | March 10 & 24, 2022

Ginger Quinn, Ginger.Quinn@VDOT.Virginia.gov, Ph. 540-375-0110
David Rush, David.Rush@VDOT.Virginia.gov, Ph. 804-305-8938