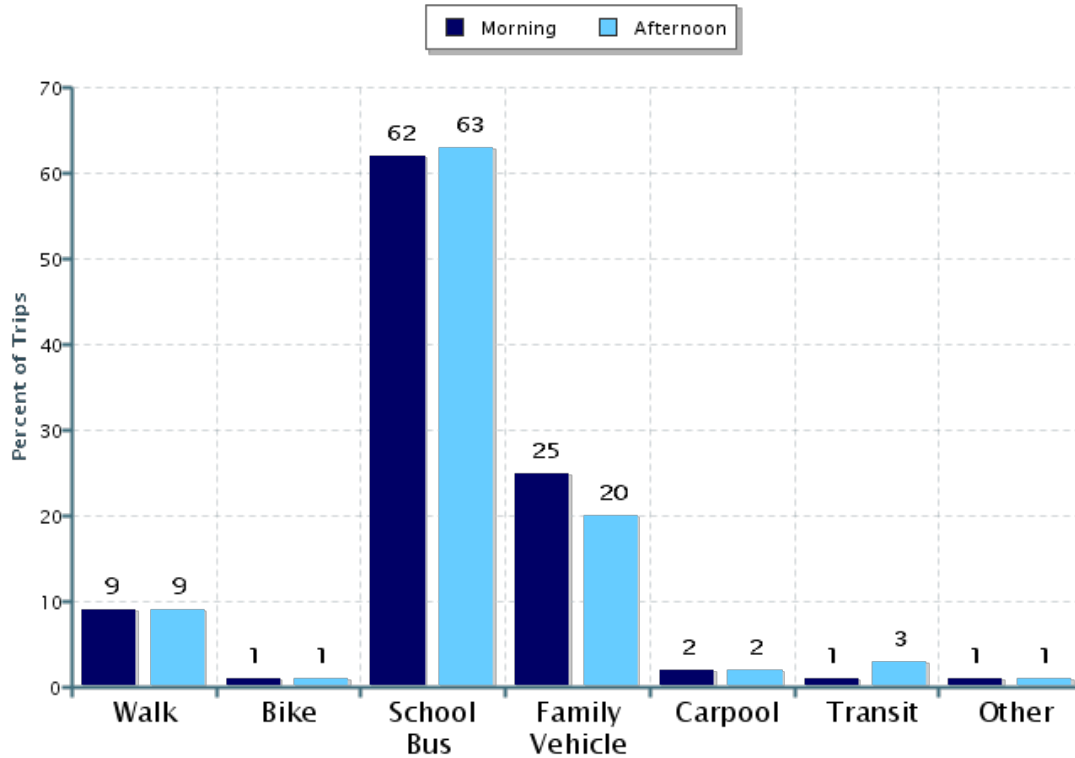


## Morning and Afternoon Travel Mode Comparison



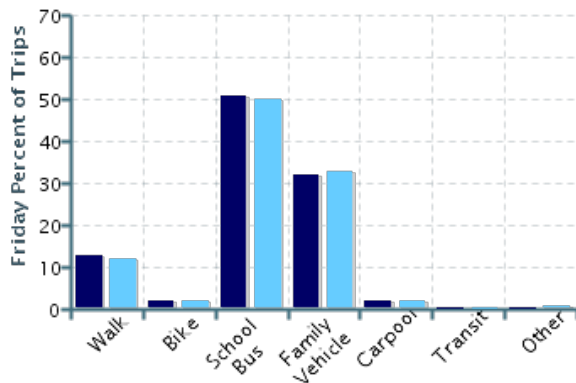
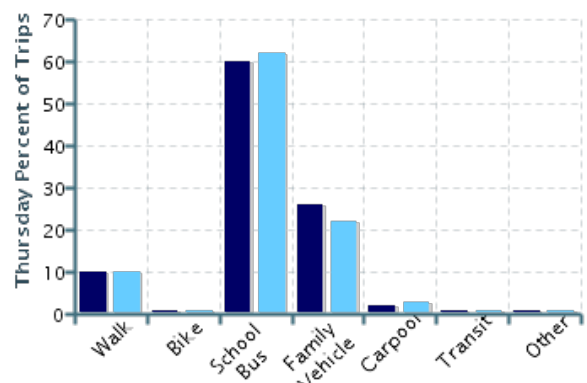
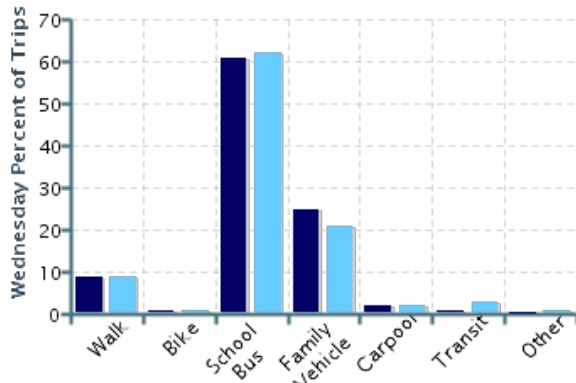
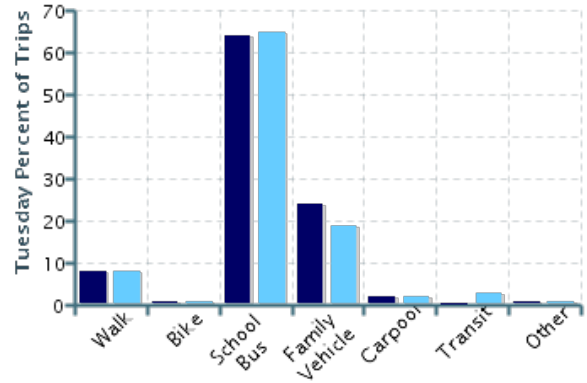
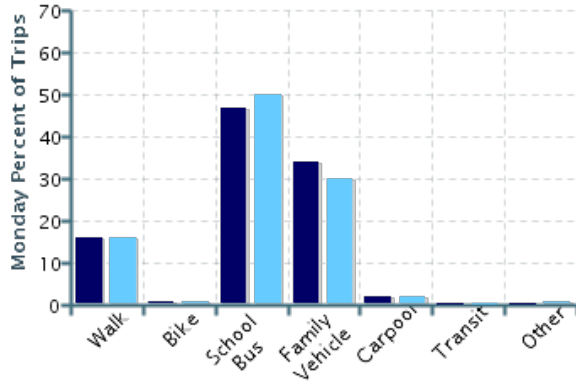
## Morning and Afternoon Travel Mode Comparison

|           | Number of Trips | Walk | Bike | School Bus | Family Vehicle | Carpool | Transit | Other |
|-----------|-----------------|------|------|------------|----------------|---------|---------|-------|
| Morning   | 258886          | 9%   | 1.0% | 62%        | 25%            | 2%      | 0.6%    | 0.6%  |
| Afternoon | 252192          | 9%   | 0.9% | 63%        | 20%            | 2%      | 3%      | 1%    |

Percentages may not total 100% due to rounding.

# Morning and Afternoon Travel Mode Comparison by Day

■ Morning
 ■ Afternoon

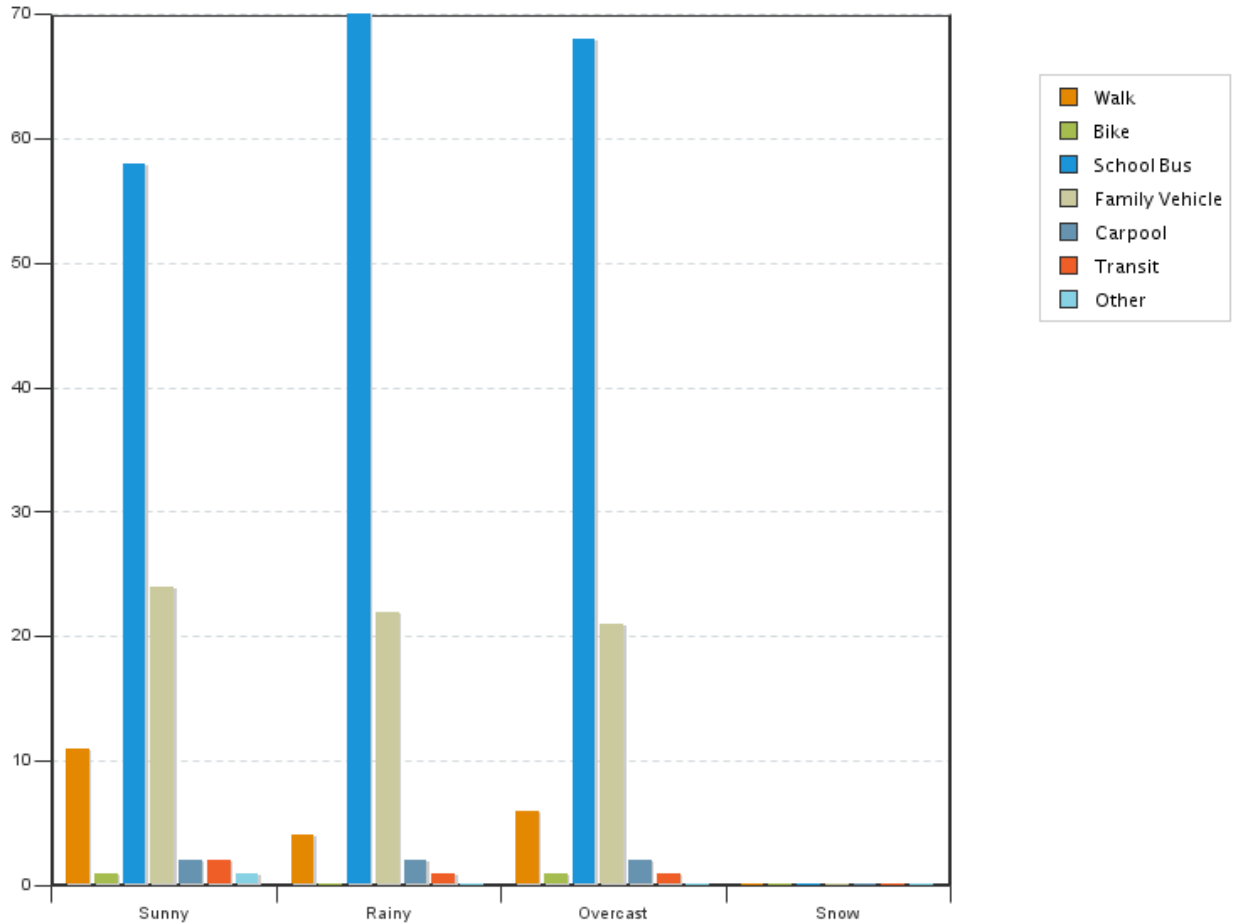


## Morning and Afternoon Travel Mode Comparison by Day

|              | Number of Trips | Walk | Bike | School Bus | Family Vehicle | Carpool | Transit | Other |
|--------------|-----------------|------|------|------------|----------------|---------|---------|-------|
| Monday AM    | 942             | 16%  | 1%   | 47%        | 34%            | 2%      | 0.1%    | 0.3%  |
| Monday PM    | 936             | 16%  | 1%   | 50%        | 30%            | 2%      | 0%      | 0.5%  |
| Tuesday AM   | 106485          | 8%   | 1%   | 64%        | 24%            | 2%      | 0.5%    | 0.9%  |
| Tuesday PM   | 104295          | 8%   | 0.9% | 65%        | 19%            | 2%      | 3%      | 0.8%  |
| Wednesday AM | 97678           | 9%   | 0.8% | 61%        | 25%            | 2%      | 0.6%    | 0.3%  |
| Wednesday PM | 96021           | 9%   | 0.8% | 62%        | 21%            | 2%      | 3%      | 1%    |
| Thursday AM  | 53057           | 10%  | 1.0% | 60%        | 26%            | 2%      | 1%      | 0.7%  |
| Thursday PM  | 50219           | 10%  | 0.9% | 62%        | 22%            | 3%      | 1.0%    | 1%    |
| Friday AM    | 796             | 13%  | 2%   | 51%        | 32%            | 2%      | 0%      | 0.4%  |
| Friday PM    | 793             | 12%  | 2%   | 50%        | 33%            | 2%      | 0.4%    | 1%    |

Percentages may not total 100% due to rounding.

## Travel Mode by Weather Conditions



## Travel Mode by Weather Condition

| Weather Condition | Number of Trips | Walk | Bike | School Bus | Family Vehicle | Carpool | Transit | Other |
|-------------------|-----------------|------|------|------------|----------------|---------|---------|-------|
| Sunny             | 264257          | 11%  | 1%   | 58%        | 24%            | 2%      | 2%      | 1%    |
| Rainy             | 57576           | 4%   | 0.2% | 70%        | 22%            | 2%      | 0.9%    | 0.5%  |
| Overcast          | 162063          | 6%   | 0.6% | 68%        | 21%            | 2%      | 1%      | 0.4%  |
| Snow              | 0               | 0%   | 0%   | 0%         | 0%             | 0%      | 0%      | 0%    |

Percentages may not total 100% due to rounding.

This report contains information from schools' classrooms about students' trip to and from school. The data used in this report were collected using the in-class Student Travel Tally questionnaire from the National Center for Safe Routes to School.

# Student Travel Tally Report: Combining Schools in One Data Collection Season

**School Group:** Virginia Schools

**Date Range:** Fall 2015

**Date Report Generated:** 03/21/2016

| School Name:                      | Month & Year Collected & (Set ID) | School Enrollment: | % Range of School's Students Involved in SRTS: | Number of Classroom in School Targeted by School Group: | Number of Classrooms Included in Report: |
|-----------------------------------|-----------------------------------|--------------------|--|---|--|
| Abingdon Elementary School        | September 2015 (18651)            | 606                | 76-100%  |   | 27                                       |
| Adams Elementary School           | September 2015 (19387)            |                    | Don't Know                                     |   | 7  |
| Andrew G Wright Middle School     | October 2015 (18736)              | 899                | 76-100%  |   | 2  |
| Anthony Burns Elementary School   | October 2015 (18934)              | 766                | 76-100%  |   | 1  |
| Arlington Science Focus           | September 2015 (18870)            | 662                | 76-100%  |   | 26                                       |
| Arlington Traditional             | September 2015 (18760)            | 502                | 76-100%  |   | 20                                       |
| Arthur Ashe Jr Elementary School  | September 2015 (19388)            |                    | Don't Know                                     |   | 7  |
| Ashburn Elementary School         | October 2015 (18577)              |                    | 76-100%  |   | 26                                       |
| Ashlawn Elementary School         | September 2015 (18753)            | 659                | 76-100%  |   | 29                                       |
| Baker Elementary School           | September 2015 (19389)            |                    | Don't Know                                     |   | 6  |
| Barcroft Elementary School        | September 2015 (18726)            | 490                | 76-100%  |   | 24                                       |
| Barrett Elementary School         | September 2015 (18722)            | 534                | 76-100%  |   | 25                                       |
| Bay View Elementary School        | October 2015 (19059)              | 700                | 76-100%  |   | 21                                       |
| BC Charles Elementary School      | October 2015 (18247)              | 532                | 76-100%  |   | 22                                       |
| Bellwood Elementary School        | October 2015 (18412)              | 500                | Don't Know                                     |   | 15                                       |
| Belmont Station Elementary School | October 2015 (18580)              |                    | 76-100%  |   | 29                                       |
| Bm Williams Primary               | September 2015 (19168)            |                    | Don't Know                                     |   | 27                                       |
| Brighton Elementary School        | September 2015 (19007)            |                    | Don't Know                                     |   | 24                                       |
| Brookland Middle School           | September 2015 (19437)            |                    | Don't Know                                     |   | 27                                       |
| Buffalo Trail Elementary          | October 2015 (19866)              | 850                | Don't Know                                     |   | 41                                       |
| Butts Road Int                    | September 2015 (19055)            |                    | Don't Know                                     |   | 25                                       |

|  |                           |     |            |  |    |
|--|---------------------------|-----|------------|--|----|
| Butts Road Primary                     | September 2015<br>(19086) |     | Don't Know |  | 16 |
| Byrd Middle School                     | September 2015<br>(19438) |     | Don't Know |  | 37 |
| Camelot Elementary School              | September 2015<br>(19051) |     | Don't Know |  | 20 |
| Cameron Elementary School              | October 2015<br>(18952)   | 521 | Don't Know |  | 7  |
| Campbell Elementary School             | September 2015<br>(18720) | 419 | 76-100%    |  | 17 |
| Cardinal Ridge Elementary School       | October 2015<br>(18581)   |     | 76-100%    |  | 30 |
| Carlin Springs Elementary School       | September 2015<br>(18657) | 589 | 76-100%    |  | 19 |
| Carver Elementary School               | October 2015<br>(18248)   | 733 | 76-100%    |  | 30 |
| Carver Elementary School               | September 2015<br>(19861) |     | Don't Know |  | 6  |
| Cedar Road Elementary School           | September 2015<br>(19188) |     | Don't Know |  | 27 |
| Chamberlayne Elementary School         | September 2015<br>(19391) |     | Don't Know |  | 6  |
| Chesterfield Academy Elementary School | October 2015<br>(18650)   | 421 | 76-100%    |  | 1  |
| Chimborazo Elementary School           | October 2015<br>(18901)   | 407 | 76-100%    |  | 17 |
| Churchland Academy Elementary School   | September 2015<br>(19008) |     | Don't Know |  | 30 |
| Churchland Elementary School           | September 2015<br>(19009) |     | Don't Know |  | 35 |
| Clara Byrd Baker Elementary School     | September 2015<br>(19329) | 450 | 76-100%    |  | 31 |
| Claremont Immersion                    | September 2015<br>(18727) | 727 | 76-100%    |  | 31 |
| Clover Hill Elementary School          | October 2015<br>(18413)   | 800 | Don't Know |  | 20 |
| Colonial Trail Elementary School       | September 2015<br>(19392) |     | Don't Know |  | 7  |
| Conway Elementary School               | October 2015<br>(18737)   | 767 | 76-100%    |  | 1  |
| Crestview Elementary School            | September 2015<br>(19393) |     | Don't Know |  | 8  |
| Crestwood Intermediate School          | September 2015<br>(19052) |     | Don't Know |  | 30 |
| Crestwood Middle School                | September 2015<br>(19161) |     | Don't Know |  | 19 |
| Crossroads School                      | September 2015<br>(18782) |     | 76-100%    |  | 29 |
| Cunningham Park Elementary School      | October 2015<br>(19030)   | 512 | Don't Know |  | 19 |

|   |                           |      |                |  |    |
|---|---------------------------|------|----------------|--|----|
| Dale City                               | October 2015<br>(18329)   | 440  | 76-100%        |  | 18 |
| David A Dutrow<br>Elementary School     | October 2015<br>(18392)   | 454  | 76-100%        |  | 20 |
| Davis Elementary School                 | September 2015<br>(19394) |      | Don't Know     |  | 7  |
| Deep Creek Central<br>Elementary School | September 2015<br>(19166) |      | Not Applicable |  | 21 |
| Deep Creek Elementary<br>School         | September 2015<br>(19184) |      | Don't Know     |  | 20 |
| Deep Creek Middle School                | September 2015<br>(19056) |      | Don't Know     |  | 17 |
| Discovery Elementary                    | September 2015<br>(18660) | 534  | 76-100%        |  | 26 |
| Dominion Trail<br>Elementary School     | October 2015<br>(18586)   |      | 76-100%        |  | 19 |
| Donahoe Elementary<br>School            | September 2015<br>(19395) |      | Don't Know     |  | 6  |
| Douglass Park Elementary<br>School      | September 2015<br>(19010) |      | Don't Know     |  | 33 |
| Drew Model Elementary<br>School         | September 2015<br>(18683) | 659  | 76-100%        |  | 29 |
| Dumbarton Elementary                    | September 2015<br>(19396) |      | Don't Know     |  | 6  |
| Echo Lake Elementary<br>School          | September 2015<br>(19397) |      | Don't Know     |  | 7  |
| Edward E Drew Junior<br>Middle          | October 2015<br>(18922)   | 560  | 76-100%        |  | 1  |
| Edwin W Chittum<br>Elementary School    | September 2015<br>(19187) |      | Don't Know     |  | 25 |
| Elizabeth Davis Middle<br>School        | October 2015<br>(18414)   | 1100 | Don't Know     |  | 34 |
| Elko Middle School                      | October 2015<br>(19439)   |      | Don't Know     |  | 18 |
| Emerick Elementary School               | October 2015<br>(18587)   |      | 76-100%        |  | 22 |
| Ethel M Gildersleeve<br>Middle School   | October 2015<br>(18260)   | 1019 | 76-100%        |  | 1  |
| Fair Oaks Elementary<br>School          | September 2015<br>(19398) |      | Don't Know     |  | 7  |
| Fairfield Court Elementary<br>School    | October 2015<br>(18902)   | 541  | 76-100%        |  | 13 |
| Fairfield Middle School                 | September 2015<br>(19440) |      | Don't Know     |  | 30 |
| Fort Hunt Elementary<br>School          | October 2015<br>(19029)   | 586  | Don't Know     |  | 10 |
| Frances Hazel Reid<br>Elementary School | October 2015<br>(18589)   |      | 76-100%        |  | 30 |
| Francis Scott Key<br>Elementary School  | September 2015<br>(18729) | 723  | 76-100%        |  | 16 |



|                                     |                        |     |            |  |    |
|-------------------------------------|------------------------|-----|------------|--|----|
| Frederick Douglass Elementary       | October 2015 (19867)   | 660 | Don't Know |  | 24 |
| G A Treakle Elementary School       | September 2015 (19049) |     | Don't Know |  | 21 |
| Galax Elementary School             | September 2015 (18345) | 500 | 76-100%    |  | 19 |
| Galax High School                   | September 2015 (18354) | 140 | 26%-50%    |  | 1  |
| Galax Middle School                 | September 2015 (18352) | 260 | 76-100%    |  | 11 |
| Gayton Elementary School            | September 2015 (19399) |     | Don't Know |  | 8  |
| General Stanford Elementary School  | October 2015 (18249)   | 439 | 76-100%    |  | 6  |
| George J Mcintosh Elementary School | October 2015 (18252)   | 503 | 76-100%    |  | 25 |
| George W Carver Int                 | September 2015 (19090) |     | Don't Know |  | 23 |
| Georgetown Primary                  | September 2015 (19087) |     | Don't Know |  | 27 |
| Ginter Park Elementary School       | October 2015 (18900)   | 468 | 76-100%    |  | 9  |
| Glebe Elementary                    | September 2015 (18719) | 594 | 76-100%    |  | 28 |
| Glen Allen Elementary               | September 2015 (19400) |     | Don't Know |  | 6  |
| Glen Lea Elementary School          | September 2015 (19401) |     | Don't Know |  | 6  |
| Glenkirk Elementary                 | September 2015 (18326) | 750 | 76-100%    |  | 1  |
| Grafton Village Elementary School   | October 2015 (18933)   | 598 | 76-100%    |  | 1  |
| Grassfield Elementary School        | September 2015 (19050) |     | Don't Know |  | 31 |
| Great Bridge Int                    | September 2015 (19170) |     | Don't Know |  | 26 |
| Great Bridge Middle School          | September 2015 (19181) |     | Don't Know |  | 42 |
| Great Bridge Primary                | September 2015 (19185) |     | Don't Know |  | 16 |
| Greenbrier Int                      | September 2015 (19182) |     | Don't Know |  | 25 |
| Greenbrier Middle School            | September 2015 (19091) |     | Don't Know |  | 29 |
| Greenbrier Primary                  | September 2015 (19088) |     | Don't Know |  | 19 |
| Greenfield Elementary School        | October 2015 (18415)   | 600 | Don't Know |  | 15 |
| Greenwood Elementary School         | September 2015 (19402) |     | Don't Know |  | 6  |

|                                  |                        |     |            |  |    |
|----------------------------------|------------------------|-----|------------|--|----|
| Guilford Elementary School       | October 2015 (19865)   | 510 | Don't Know |  | 20 |
| Gunston Middle School            | September 2015 (18728) | 939 | 76-100%    |  | 26 |
| H-B Woodlawn                     | September 2015 (18681) | 639 | 76-100%    |  | 14 |
| Hampton Oaks Elementary School   | October 2015 (18927)   | 744 | 76-100%    |  | 1  |
| Hartwood Elementary School       | October 2015 (18925)   | 533 | 76-100%    |  | 1  |
| Harvie Elementary School         | September 2015 (19403) |     | Don't Know |  | 7  |
| Hayfield Elementary School       | October 2015 (18973)   |     | Don't Know |  | 14 |
| Henderson Elementary School      | September 2015 (18337) | 591 | 26%-50%    |  | 19 |
| HH Poole Middle School           | October 2015 (18926)   | 800 | 76-100%    |  | 1  |
| Hickory Elementary School        | September 2015 (19054) |     | Don't Know |  | 16 |
| Hickory Middle School            | September 2015 (19171) |     | Don't Know |  | 51 |
| Highland Springs Elementary      | September 2015 (19863) |     | Don't Know |  | 7  |
| Hillside Elementary School       | September 2015 (19862) |     | Don't Know |  | 31 |
| Hodges Manor Elementary School   | September 2015 (19011) |     | Don't Know |  | 23 |
| Hoffman-Boston Elementary School | September 2015 (18663) | 511 | 76-100%    |  | 17 |
| Holladay Elementary School       | September 2015 (19405) |     | Don't Know |  | 6  |
| Holman Middle School             | October 2015 (19441)   |     | Don't Know |  | 27 |
| Homer L Hines Middle School      | October 2015 (18259)   | 943 | 76-100%    |  | 1  |
| Hugo A Owens Middle School       | September 2015 (19084) |     | Don't Know |  | 30 |
| Hungary Creek Middle School      | September 2015 (19442) |     | Don't Know |  | 30 |
| Indian River Middle School       | September 2015 (19169) |     | Don't Know |  | 30 |
| J.E.B. Stuart                    | October 2015 (18899)   | 344 | 76-100%    |  | 19 |
| James Hurst Elementary School    | September 2015 (19012) |     | Don't Know |  | 28 |
| James River Elementary School    | September 2015 (18986) |     | 76-100%    |  | 11 |
| Jamestown Elementary School      | September 2015 (18754) | 568 | 76-100%    |  | 23 |

|                                       |                           |      |            |  |    |
|---------------------------------------|---------------------------|------|------------|--|----|
| Jefferson Middle School               | September 2015<br>(18710) | 865  | 76-100%    |  | 36 |
| John Tyler Elementary School          | September 2015<br>(19013) |      | Don't Know |  | 29 |
| Johnson Elementary School             | September 2015<br>(19406) |      | Don't Know |  | 6  |
| Jolliff Middle School                 | September 2015<br>(19186) |      | Don't Know |  | 23 |
| Joseph H Saunders Elementary School   | October 2015<br>(18257)   |      | 76-100%    |  | 1  |
| Kaechele Elementary School            | September 2015<br>(19407) |      | Don't Know |  | 6  |
| Kate Waller Barrett Elementary School | October 2015<br>(18932)   | 761  | 76-100%    |  | 1  |
| Keister Elementary School             | September 2015<br>(18487) | 514  | 76-100%    |  | 20 |
| Kenmore Middle School                 | September 2015<br>(18665) | 885  | 76-100%    |  | 5  |
| Kiln Creek Elementary School          | October 2015<br>(18250)   | 689  | 76-100%    |  | 4  |
| L Douglas Wilder Middle School        | September 2015<br>(19447) |      | Don't Know |  | 6  |
| Laburnum Elementary School            | September 2015<br>(19408) |      | Don't Know |  | 6  |
| Lakeside Elementary                   | September 2015<br>(19409) |      | Don't Know |  | 7  |
| Lakeview Elementary School            | September 2015<br>(19014) |      | Don't Know |  | 23 |
| Larchmont Elementary School           | October 2015<br>(18780)   | 601  | 76-100%    |  | 22 |
| Lee Hall Elementary School            | October 2015<br>(18251)   | 654  | 76-100%    |  | 30 |
| Leesburg Elementary School            | October 2015<br>(18592)   |      | 76-100%    |  | 21 |
| Liberty Elementary School             | October 2015<br>(19868)   | 1140 | Don't Know |  | 38 |
| Little River Elementary School        | October 2015<br>(18593)   |      | 76-100%    |  | 25 |
| Loch Lomond                           | October 2015<br>(18407)   | 530  | 76-100%    |  | 22 |
| Long Branch Elementary School         | September 2015<br>(18723) | 570  | 76-100%    |  | 26 |
| Longan Elementary School              | September 2015<br>(19410) |      | Don't Know |  | 6  |
| Longdale Elementary School            | December 2015<br>(19411)  |      | Don't Know |  | 7  |
| Lovettsville Elementary School        | October 2015<br>(18594)   |      | 76-100%    |  | 21 |
| Lucketts Elementary School            | October 2015<br>(18595)   |      | 76-100%    |  | 11 |

|                                 |                        |     |            |  |    |
|---------------------------------|------------------------|-----|------------|--|----|
| Magruder Elementary School      | October 2015 (18256)   |     | 76-100%    |  | 20 |
| Mary Calcott Elementary School  | September 2015 (18452) | 500 | 76-100%    |  | 22 |
| Matoaka Elementary School       | September 2015 (19335) | 600 | 76-100%    |  | 14 |
| Maybeury Elementary School      | September 2015 (19412) |     | Don't Know |  | 6  |
| McKinley Elementary School      | September 2015 (18755) | 610 | 76-100%    |  | 19 |
| Mehfoud Elementary School       | September 2015 (19413) |     | Don't Know |  | 4  |
| Mill Run Elementary School      | October 2015 (18599)   |     | 76-100%    |  | 33 |
| Montrose Elementary School      | September 2015 (19414) |     | Don't Know |  | 7  |
| Moody Middle School             | September 2015 (19443) |     | Don't Know |  | 33 |
| Moorefield Station              | November 2015 (18989)  |     | 76-100%    |  | 37 |
| Neabsco Elementary School       | September 2015 (18450) | 640 | 76-100%    |  | 26 |
| Norfolk Highlands Primary       | September 2015 (19165) |     | Don't Know |  | 12 |
| Norge Elementary School         | September 2015 (19332) | 625 | 76-100%    |  | 11 |
| Norview Elementary School       | October 2015 (18637)   | 480 | 26%-50%    |  | 1  |
| Nottingham Elementary School    | September 2015 (18759) | 443 | 76-100%    |  | 22 |
| Nuckols Farm Elementary School  | September 2015 (19415) |     | Don't Know |  | 6  |
| Oakridge Elementary School      | September 2015 (18692) | 781 | 76-100%    |  | 26 |
| Oscar Smith Middle School       | September 2015 (19085) |     | Don't Know |  | 35 |
| Park View Elementary School     | September 2015 (19015) |     | Don't Know |  | 26 |
| Patrick Henry Elementary School | September 2015 (18757) | 561 | 76-100%    |  | 26 |
| Pattie Elementary               | September 2015 (18376) | 725 | 51-75%     |  | 19 |
| Paul Munro                      | October 2015 (19451)   |     | Don't Know |  | 10 |
| Pemberton Elementary School     | September 2015 (19416) |     | Don't Know |  | 6  |
| Perrymont                       | October 2015 (19452)   |     | Don't Know |  | 18 |
| Pinchbeck Elementary School     | September 2015 (19417) |     | Don't Know |  | 6  |

|                                       |                        |      |            |  |    |
|---------------------------------------|------------------------|------|------------|--|----|
| Pinebrook Elementary School           | October 2015 (18991)   |      | 76-100%    |  | 21 |
| Pocahontas Middle School              | September 2015 (19444) |      | Don't Know |  | 21 |
| Portlock Primary                      | September 2015 (19092) |      | Don't Know |  | 21 |
| Randolph Elementary School            | September 2015 (18721) | 466  | 76-100%    |  | 30 |
| Ratcliffe Elementary School           | September 2015 (19418) |      | Don't Know |  | 7  |
| Rawls Byrd Elementary School          | September 2015 (19334) | 450  | 76-100%    |  | 20 |
| Rena B Wright Primary                 | September 2015 (19048) |      | Don't Know |  | 12 |
| Richard Bowling Elementary School     | September 2015 (18451) | 500  | 76-100%    |  | 22 |
| Richneck Elementary School            | October 2015 (18254)   | 713  | 76-100%    |  | 12 |
| Ridge Elementary School               | September 2015 (19419) |      | Don't Know |  | 12 |
| River Oaks Elementary                 | September 2015 (18362) | 740  | 76-100%    |  | 32 |
| Rivers Edge Elementary                | September 2015 (19420) |      | Don't Know |  | 6  |
| Robert S Payne                        | October 2015 (19453)   |      | Don't Know |  | 11 |
| Robious Middle School                 | October 2015 (18416)   | 1200 | Don't Know |  | 18 |
| Rockledge                             | September 2015 (18334) | 625  | 76-100%    |  | 46 |
| Rodney E Thompson Middle School       | October 2015 (18930)   | 954  | 76-100%    |  | 1  |
| Rolfe Middle School                   | September 2015 (19445) |      | Don't Know |  | 30 |
| Rosa Parks Elementary School          | September 2015 (18342) | 816  | Don't Know |  | 36 |
| Saint Helena Elementary School        | October 2015 (19112)   | 362  | 76-100%    |  | 19 |
| Samuel L Gravely Jr Elementary School | October 2015 (18871)   | 790  | 76-100%    |  | 25 |
| Sandston Elementary School            | September 2015 (19421) |      | Don't Know |  | 6  |
| Saratoga Elementary School            | October 2015 (19027)   | 757  | Don't Know |  | 17 |
| Sedgefield Elementary School          | October 2015 (18258)   |      | 76-100%    |  | 29 |
| Seldens Landing Elementary School     | October 2015 (18605)   |      | 76-100%    |  | 31 |
| Seven Pines Elementary School         | September 2015 (19422) |      | Don't Know |  | 7  |

|   |                        |      |            |  |    |
|---|------------------------|------|------------|--|----|
| Shady Grove Elementary School           | September 2015 (19423) |      | Don't Know |  | 8  |
| Shirley C Heim Middle School            | October 2015 (18928)   | 847  | 76-100%    |  | 4  |
| Short Pump Elementary School            | September 2015 (19424) |      | Don't Know |  | 6  |
| Short Pump Middle School                | September 2015 (19446) |      | Don't Know |  | 24 |
| Simonsdale Elementary School            | September 2015 (19016) |      | Don't Know |  | 27 |
| Skipwith Elementary School              | September 2015 (19425) |      | Don't Know |  | 7  |
| Skyline Middle School                   | September 2015 (18486) | 794  | 76-100%    |  | 19 |
| Smithland Elementary School             | September 2015 (18485) | 556  | 76-100%    |  | 10 |
| Southeastern Elementary School          | September 2015 (19089) |      | Don't Know |  | 20 |
| Southwestern Elementary School          | September 2015 (19162) |      | Don't Know |  | 20 |
| Sparrow Road Intermediate School        | September 2015 (19093) |      | Don't Know |  | 16 |
| Spotswood Elementary School             | September 2015 (18484) | 438  | 76-100%    |  | 26 |
| Springfield Park Elementary School      | September 2015 (19426) |      | Don't Know |  | 6  |
| Stafford Middle School                  | October 2015 (18929)   | 785  | 76-100%    |  | 1  |
| Stone Spring Elementary School          | September 2015 (18481) | 380  | 76-100%    |  | 19 |
| Sudley Elementary School                | September 2015 (18336) | 840  | 76-100%    |  | 30 |
| Swanson Middle School                   | September 2015 (18725) | 1065 | 76-100%    |  | 10 |
| Swift Creek Elementary School           | October 2015 (18417)   | 830  | Don't Know |  | 29 |
| Sycolin Creek Elementary School         | October 2015 (16136)   | 0    | 76-100%    |  | 26 |
| T Benton Gayle Middle School            | October 2015 (18923)   | 895  | 76-100%    |  | 1  |
| T Ryland Sanford Elementary School      | October 2015 (18255)   | 594  | 76-100%    |  | 27 |
| Tanners Creek Elementary School         | October 2015 (18556)   | 720  | 76-100%    |  | 27 |
| Tarrallton Elementary School            | October 2015 (18884)   | 405  | 76-100%    |  | 18 |
| Taylor Elementary School                | September 2015 (18718) | 731  | 76-100%    |  | 14 |
| Tc Miller Elementary School For Innovat | October 2015 (19454)   |      | Don't Know |  | 4  |

|                                     |                        |      |               |   |      |
|-------------------------------------|------------------------|------|---------------|---|------|
| Terraset Elementary School          | October 2015 (19028)   | 552  | Don't Know    |   | 23   |
| Thomas Harrison Middle School       | September 2015 (18488) | 857  | 76-100%       |   | 30   |
| Three Chopt Elementary School       | September 2015 (19427) |      | Don't Know    |   | 8    |
| Thurgood Marshall Elementary School | September 2015 (19164) |      | Don't Know    |   | 15   |
| Trevvett Elementary School          | September 2015 (19428) |      | Don't Know    |   | 6    |
| Truitt Intermediate School          | September 2015 (19189) |      | Don't Know    |   | 14   |
| Tuckahoe Elementary School          | September 2015 (18758) | 679  | 76-100%       |   | 31   |
| Tuckahoe Elementary School          | September 2015 (19429) |      | Don't Know    |   | 6    |
| Tuckahoe Middle School              | September 2015 (19436) |      | Don't Know    |   | 30   |
| Twin Hickory Elementary School      | September 2015 (19430) |      | Don't Know    |   | 6    |
| Varina Elementary School            | September 2015 (19431) |      | Don't Know    |   | 4    |
| Victory Elementary School           | September 2015 (19017) |      | Don't Know    |   | 26   |
| Ward Elementary School              | September 2015 (19432) |      | Don't Know    |   | 3    |
| Waterman Elementary School          | September 2015 (18479) | 453  | 76-100%       |   | 27   |
| Western Branch Int                  | September 2015 (19167) |      | Don't Know    |   | 15   |
| Western Branch Middle School        | September 2015 (19160) |      | Don't Know    |   | 29   |
| Western Branch Primary              | September 2015 (19053) |      | Don't Know    |   | 19   |
| Westhaven Elementary School         | September 2015 (19019) |      | Don't Know    |   | 29   |
| William M Bass Elementary School    | October 2015 (19455)   |      | Don't Know    |   | 10   |
| Williamsburg Middle School          | September 2015 (18756) | 1130 | 76-100%       |   | 41   |
| Winding Creek Elementary School     | October 2015 (18931)   | 768  | 76-100%       |   | 1    |
| Wolftrap Elementary School          | October 2015 (18776)   | 565  | 76-100%       |   | 23   |
| Woodville Elementary School         | October 2015 (18903)   | 518  | 76-100%       |   | 6    |
| Ww Gordon Elementary School         | October 2015 (18391)   | 650  | Don't Know    |   | 26   |
|                                     |                        |      | <b>Total:</b> | 0 | 4404 |